



**TIBOX<sup>®</sup>**  
TIANQI ELECTRIC

**ZHEJIANG TIANQI ELECTRIC CO.,LTD.**

Add: Tianzi Lake Industrial Zone, Gaoyu,  
Anji, Huzhou, Zhejiang, China  
TEL: 86-572-5118786 FAX: 5118861  
H.P.: 13732376555 P.C.: 313310  
E-mail: 123@revalco.cn  
Http://www.tibox.cn

2008.10.



**ENCLOSURES**  
Solutions...



**Floor Stand Cabinet**



**Wall Mount Enclosure**



**Polyester Enclosure**

**ZHEJIANG TIANQI ELECTRIC CO.,LTD.**



**ENCLOSURES**  
Solutions...

  **IP66**

## INTRODUCTION

ZHEJIANG TIANQI ELECTRIC CO.,LTD. with 10 years experience in electrical industry, is one of the leading manufacturers of distribution boxes in China. Founded in China 1998, located in the beautiful landscape of the largest China Bamboo Sea in Anji Economic Development Zone which place is in the north of Zhejiang province, covers an area of 50,000 square metres and has 400 employees.

The Company has got the national quality system certificate of ISO9002 and also received warm welcome in its circle. It has established the good commercial relations with west-Europe, America, east-Asia, Africa etc. Product range consists of wall mounting enclosures, floor standing cabinets, stainless steel enclosures, plastic enclosures, terminal boxes, power distribution cabinets, floor standing modular cabinets, console systems.

# Switch Box

— Screw type

RoHS CE IP66

The enclosure is free from corrosion, compressive property and insulation, can be waterproof and dustproof. Manufactured from ABS and PC, adequate for terminal interchange, button box, small terminal, relay, sensor and communication box etc.

Protection degree: IP66

Temperature range: -40°C to +80°C

ABS: Acrylonitrile Butadiene Styrene PC: Poly Carbonate



Assembly conventional diagram



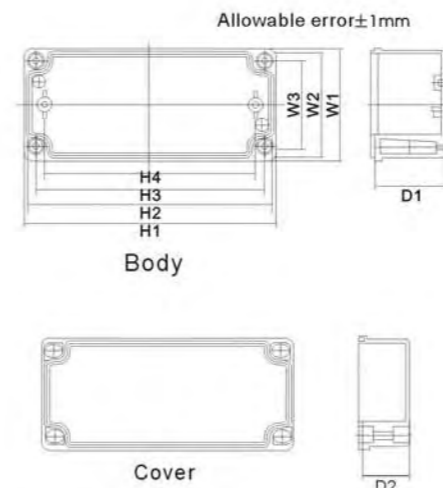
## Grey Cover

Description	Model	Dimension		Mounting plate	
		W	H D	Plastic	Metal
Body: ABS/grey Cover: ABS/grey	TJ-AG-0506	50	65×55	X	X
	TJ-AG-0609	65	95×55	X	X
	TJ-AG-0811-S	80	110×45	TJ-0811P	TJ-0811
	TJ-AG-0811	80	110×70	TJ-0811P	TJ-0811
	TJ-AG-0813	80	130×70	TJ-0813P	TJ-0813
	TJ-AG-0816-S	80	160×55	TJ-0816P	TJ-0816
	TJ-AG-0816	80	160×90	TJ-0816P	TJ-0816
	TJ-AG-0818	80	180×70	TJ-0818P	TJ-0818
	TJ-AG-0825	80	250×70	TJ-0825P	TJ-0825
	TJ-AG-0811-1	80	110×85	TJ-0811P	TJ-0811
	TJ-AG-0813-1	80	130×85	TJ-0813P	TJ-0813
	TJ-AG-0818-1	80	180×85	TJ-0818P	TJ-0818
	TJ-AG-0825-1	80	250×85	TJ-0825P	TJ-0825
	TJ-AG-1212-S	125	125×75	TJ-1212P	TJ-1212
	TJ-AG-1212	125	125×100	TJ-1212P	TJ-1212
	TJ-AG-1217	125	175×75	TJ-1217P	TJ-1217
	TJ-AG-1217-1	125	175×100	TJ-1217P	TJ-1217
	TJ-AG-1417	140	170×95	TJ-1417P	TJ-1417
	TJ-AG-1520	150	200×100	TJ-1520P	TJ-1520
	TJ-AG-1520-1	150	200×130	TJ-1520P	TJ-1520
	TJ-AG-1525	150	250×100	TJ-1525P	TJ-1525
	TJ-AG-1525-1	150	250×130	TJ-1525P	TJ-1525
	TJ-AG-2020	200	200×130	TJ-2020P	TJ-2020
	TJ-AG-2020-S	200	200×95	TJ-2020P	TJ-2020
	TJ-AG-1717-1	175	175×100	TJ-1717P	TJ-1717
	TJ-AG-1725	175	250×75	TJ-1725P	TJ-1725
	TJ-AG-1725-1	175	250×100	TJ-1725P	TJ-1725
	TJ-AG-0712	75	125×75	TJ-0712P	TJ-0712
	TJ-AG-0712-1	75	125×100	TJ-0712P	TJ-0712
	TJ-AG-1423	140	230×90	TJ-1423P	TJ-1423
TJ-AG-1717	175	175×75	TJ-1717P	TJ-1717	

## Transparent Cover

Description	Model	Dimension		Mounting plate	
		W	H D	Plastic	Metal
Body: ABS/grey Cover: PC/clear	TJ-AT-0506	50	65×55	X	X
	TJ-AT-0609	65	95×55	X	X
	TJ-AT-0811-S	80	110×45	TJ-0811P	TJ-0811
	TJ-AT-0811	80	110×70	TJ-0811P	TJ-0811
	TJ-AT-0813	80	130×70	TJ-0813P	TJ-0813
	TJ-AT-0816-S	80	160×55	TJ-0816P	TJ-0816
	TJ-AT-0816	80	160×90	TJ-0816P	TJ-0816
	TJ-AT-0818	80	180×70	TJ-0818P	TJ-0818
	TJ-AT-0825	80	250×70	TJ-0825P	TJ-0825
	TJ-AT-0811-1	80	110×85	TJ-0811P	TJ-0811
	TJ-AT-0813-1	80	130×85	TJ-0813P	TJ-0813
	TJ-AT-0818-1	80	180×85	TJ-0818P	TJ-0818
	TJ-AT-0825-1	80	250×85	TJ-0825P	TJ-0825
	TJ-AT-1212-S	125	125×75	TJ-1212P	TJ-1212
	TJ-AT-1212	125	125×100	TJ-1212P	TJ-1212
	TJ-AT-1217	125	175×75	TJ-1217P	TJ-1217
	TJ-AT-1217-1	125	175×100	TJ-1217P	TJ-1217
	TJ-AT-1417	140	170×95	TJ-1417P	TJ-1417
	TJ-AT-1520	150	200×100	TJ-1520P	TJ-1520
	TJ-AT-1520-1	150	200×130	TJ-1520P	TJ-1520
	TJ-AT-1525	150	250×100	TJ-1525P	TJ-1525
	TJ-AT-1525-1	150	250×130	TJ-1525P	TJ-1525
	TJ-AT-2020	200	200×130	TJ-2020P	TJ-2020
	TJ-AT-2020-S	200	200×95	TJ-2020P	TJ-2020
	TJ-AT-1717-1	175	175×100	TJ-1717P	TJ-1717
	TJ-AT-1725	175	250×75	TJ-1725P	TJ-1725
	TJ-AT-1725-1	175	250×100	TJ-1725P	TJ-1725
	TJ-AT-0712	75	125×75	TJ-0712P	TJ-0712
	TJ-AT-0712-1	75	125×100	TJ-0712P	TJ-0712
	TJ-AT-1423	140	230×90	TJ-1423P	TJ-1423
TJ-AT-1717	175	175×75	TJ-1717P	TJ-1717	

## Dimension



Dimension	H1	H2	H3	H4	W1	W2	W3	D1	D2
TJ-0506	65	59	52	40	50	44	37	35	20
TJ-0712	125	120	107	90	75	70	57	52	25
TJ-0712-1	125	120	107	90	75	70	57	52	50
TJ-0811-S	110	104	92	80	80	74	62	25	20
TJ-0811	110	104	92	80	80	74	62	50	20
TJ-0811-1	110	104	92	80	80	74	62	50	35
TJ-0813	130	124	112	100	80	74	62	50	20
TJ-0813-1	130	124	112	100	80	74	62	50	35
TJ-0816-S	162	156	148	140	82	76	68	40	15
TJ-0816	162	156	148	140	82	76	68	75	15
TJ-0818	180	174	162	150	80	74	62	50	20
TJ-0818-1	180	174	162	150	80	74	62	50	35
TJ-0825	250	244	232	220	80	74	62	50	20
TJ-0825-1	250	244	232	220	80	74	62	50	35
TJ-1212-S	125	117	105	70	125	117	105	55	20
TJ-1212	125	117	105	70	125	117	105	80	20
TJ-1217	175	167	157	140	127	121	109	49	25
TJ-1217-1	175	167	157	140	127	121	109	49	50
TJ-1417	170	162	152	130	140	132	122	75	20
TJ-1520	200	190	182	160	150	139	132	80	20
TJ-1520-1	200	190	182	160	150	139	132	80	50
TJ-1525	250	240	232	210	150	140	132	80	20
TJ-1525-1	250	240	232	210	150	140	132	80	50
TJ-1717	175	170	157	140	175	170	157	52	25
TJ-1717-1	175	170	157	140	175	170	157	52	50
TJ-1725	250	245	232	211	175	170	157	52	25
TJ-1725-1	250	245	232	211	175	170	157	52	50
TJ-2020-S	200	193	182	120	200	193	182	75	20
TJ-2020	200	193	182	120	200	193	182	110	20

# Switch Box

— Stainless steel latch +Screw type

RoHS CE IP66

The enclosure are widely used in assemble of control box, terminal boxes, power distribution panels and instrument container. With the practical of stainless steel latch, hinges and special locking device, it has been widely recognized by our customer. The types of products and accessories complete, can meet your different needs.

Protection degree: IP66  
Temperature range: -40°C to+80°C  
ABS:Acrulonitrile Butadiene Styrene PC: Poly Carbonate



Assembly conventional diagram



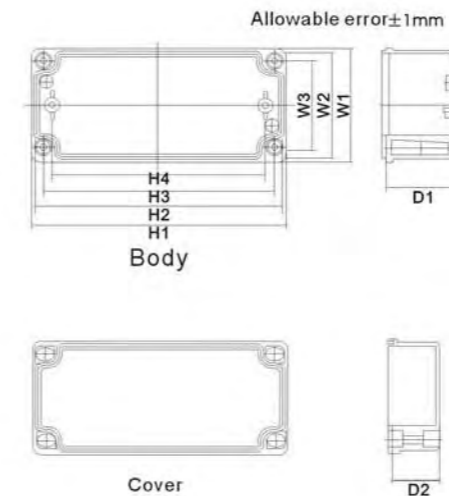
## Grey Cover

Description	Model	Dimension W H D	Mounting plate	
			Plastic	Metal
	TJ-AGH-0506	50×65×55	X	X
	TJ-AGH-0609	65×95×55	X	X
	TJ-AGH-0811-S	80×110×45	TJ-0811P	TJ-0811
	TJ-AGH-0811	80×110×70	TJ-0811P	TJ-0811
	TJ-AGH-0813	80×130×70	TJ-0813P	TJ-0813
	TJ-AGH-0816-S	80×160×55	TJ-0816P	TJ-0816
	TJ-AGH-0816	80×160×90	TJ-0816P	TJ-0816
	TJ-AGH-0818	80×180×70	TJ-0818P	TJ-0818
	TJ-AGH-0825	80×250×70	TJ-0825P	TJ-0825
	TJ-AGH-0811-1	80×110×85	TJ-0811P	TJ-0811
	TJ-AGH-0813-1	80×130×85	TJ-0813P	TJ-0813
	TJ-AGH-0818-1	80×180×85	TJ-0818P	TJ-0818
	TJ-AGH-0825-1	80×250×85	TJ-0825P	TJ-0825
	TJ-AGH-1212-S	125×125×75	TJ-1212P	TJ-1212
	TJ-AGH-1212	125×125×100	TJ-1212P	TJ-1212
	TJ-AGH-1217	125×175×75	TJ-1217P	TJ-1217
	TJ-AGH-1217-1	125×175×100	TJ-1217P	TJ-1217
	TJ-AGH-1417	140×170×95	TJ-1417P	TJ-1417
	TJ-AGH-1520	150×200×100	TJ-1520P	TJ-1520
	TJ-AGH-1520-1	150×200×130	TJ-1520P	TJ-1520
	TJ-AGH-1525	150×250×100	TJ-1525P	TJ-1525
	TJ-AGH-1525-1	150×250×130	TJ-1525P	TJ-1525
	TJ-AGH-2020	200×200×130	TJ-2020P	TJ-2020
	TJ-AGH-2020-S	200×200×95	TJ-2020P	TJ-2020
	TJ-AGH-1717-1	175×175×100	TJ-1717P	TJ-1717
	TJ-AGH-1725	175×250×75	TJ-1725P	TJ-1725
	TJ-AGH-1725-1	175×250×100	TJ-1725P	TJ-1725
	TJ-AGH-0712	75×125×75	TJ-0712P	TJ-0712
	TJ-AGH-0712-1	75×125×100	TJ-0712P	TJ-0712
	TJ-AGH-1423	140×230×90	TJ-1423P	TJ-1423
	TJ-AGH-1717	175×175×75	TJ-1717P	TJ-1717

## Transparent Cover

Description	Model	Dimension W H D	Mounting plate	
			Plastic	Metal
	TJ-ATH-0506	50×65×55	X	X
	TJ-ATH-0609	65×95×55	X	X
	TJ-ATH-0811-S	80×110×45	TJ-0811P	TJ-0811
	TJ-ATH-0811	80×110×70	TJ-0811P	TJ-0811
	TJ-ATH-0813	80×130×70	TJ-0813P	TJ-0813
	TJ-ATH-0816-S	80×160×55	TJ-0816P	TJ-0816
	TJ-ATH-0816	80×160×90	TJ-0816P	TJ-0816
	TJ-ATH-0818	80×180×70	TJ-0818P	TJ-0818
	TJ-ATH-0825	80×250×70	TJ-0825P	TJ-0825
	TJ-ATH-0811-1	80×110×85	TJ-0811P	TJ-0811
	TJ-ATH-0813-1	80×130×85	TJ-0813P	TJ-0813
	TJ-ATH-0818-1	80×180×85	TJ-0818P	TJ-0818
	TJ-ATH-0825-1	80×250×85	TJ-0825P	TJ-0825
	TJ-ATH-1212-S	125×125×75	TJ-1212P	TJ-1212
	TJ-ATH-1212	125×125×100	TJ-1212P	TJ-1212
	TJ-ATH-1217	125×175×75	TJ-1217P	TJ-1217
	TJ-ATH-1217-1	125×175×100	TJ-1217P	TJ-1217
	TJ-ATH-1417	140×170×95	TJ-1417P	TJ-1417
	TJ-ATH-1520	150×200×100	TJ-1520P	TJ-1520
	TJ-ATH-1520-1	150×200×130	TJ-1520P	TJ-1520
	TJ-ATH-1525	150×250×100	TJ-1525P	TJ-1525
	TJ-ATH-1525-1	150×250×130	TJ-1525P	TJ-1525
	TJ-ATH-2020	200×200×130	TJ-2020P	TJ-2020
	TJ-ATH-2020-S	200×200×95	TJ-2020P	TJ-2020
	TJ-ATH-1717-1	175×175×100	TJ-1717P	TJ-1717
	TJ-ATH-1725	175×250×75	TJ-1725P	TJ-1725
	TJ-ATH-1725-1	175×250×100	TJ-1725P	TJ-1725
	TJ-ATH-0712	75×125×75	TJ-0712P	TJ-0712
	TJ-ATH-0712-1	75×125×100	TJ-0712P	TJ-0712
	TJ-ATH-1423	140×230×90	TJ-1423P	TJ-1423
	TJ-ATH-1717	175×175×75	TJ-1717P	TJ-1717

## Dimension



Dimension	H1	H2	H3	H4	W1	W2	W3	D1	D2
TJ-0506	65	59	52	40	50	44	37	35	20
TJ-0712	125	120	107	90	75	70	57	52	25
TJ-0712-1	125	120	107	90	75	70	57	52	50
TJ-0811-S	110	104	92	80	80	74	62	25	20
TJ-0811	110	104	92	80	80	74	62	50	20
TJ-0811-1	110	104	92	80	80	74	62	50	35
TJ-0813	130	124	112	100	80	74	62	50	20
TJ-0813-1	130	124	112	100	80	74	62	50	35
TJ-0816-S	162	156	148	140	82	76	68	40	15
TJ-0816	162	156	148	140	82	76	68	75	15
TJ-0818	180	174	162	150	80	74	62	50	20
TJ-0818-1	180	174	162	150	80	74	62	50	35
TJ-0825	250	244	232	220	80	74	62	50	20
TJ-0825-1	250	244	232	220	80	74	62	50	35
TJ-1212-S	125	117	105	70	125	117	105	55	20
TJ-1212	125	117	105	70	125	117	105	80	20
TJ-1217	175	167	157	140	127	121	109	49	25
TJ-1217-1	175	167	157	140	127	121	109	49	50
TJ-1417	170	162	152	130	140	132	122	75	20
TJ-1520	200	190	182	160	150	139	132	80	20
TJ-1520-1	200	190	182	160	150	139	132	80	50
TJ-1525	250	240	232	210	150	140	132	80	20
TJ-1525-1	250	240	232	210	150	140	132	80	50
TJ-1717	175	170	157	140	175	170	157	52	25
TJ-1717-1	175	170	157	140	175	170	157	52	50
TJ-1725	250	245	232	211	175	170	157	52	25
TJ-1725-1	250	245	232	211	175	170	157	52	50
TJ-2020-S	200	193	182	120	200	193	182	75	20
TJ-2020	200	193	182	120	200	193	182	110	20

# Switch Box

—screw type

RoHS CE IP66

The enclosure is according to EN60529 standard, free from corrosion, compressive property and insulation, widely used in electronics, communications, fire fighting apparatus, control panels, terminal boxes, public accommodation, ship industry, food industry etc. We always give top priority to quality and safety, your satisfaction is guaranteed.

Protection degree: IP66

Temperature range: -40°C to +80°C

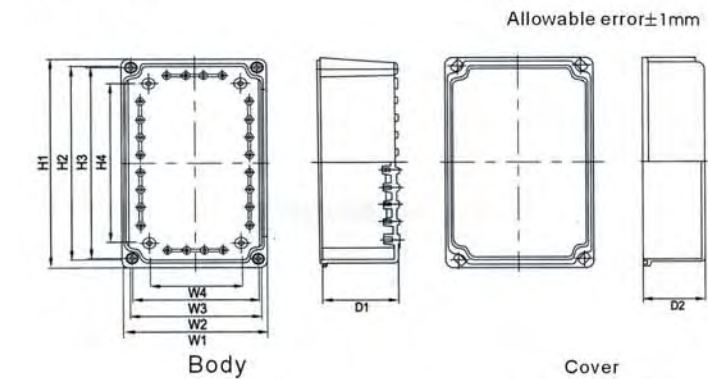
ABS: Acrylonitrile Butadiene Styrene PC: Poly Carbonate



Assembly conventional diagram



Dimension



Dimension	H1	H2	H3	H4	W1	W2	W3	W4	D1	D2
TJ-2819	280	266	255	210	190	170	165	120	98	30
TJ-2819-1	280	266	255	210	190	170	165	120	98	30
TJ-2828	280	260	255	210	280	280	255	210	98	80
TJ-2828-1	280	260	255	210	280	280	255	210	98	30
TJ-2834	341	320	316	270	280	260	256	210	100	30
TJ-2838	380	359	355	310	280	259	255	210	98	30
TJ-2838-1	380	359	355	310	280	259	255	210	98	80

## Grey Cover

Description	Model	Dimension		Mounting plate		
		W	H	D	Plastic	Metal
Body: ABS/grey Cover: ABS/grey	TJ-AG-2819	280	190	130	TJ-2819P	TJ-2819
	TJ-AG-2819-1	280	190	180	TJ-2819P	TJ-2819
	TJ-AG-2828	280	280	130	TJ-2828P	TJ-2828
	TJ-AG-3428	340	280	130	TJ-3428P	TJ-3428
	TJ-AG-3428-1	280	380	180	TJ-3428P	TJ-3428
	TJ-AG-3828	280	380	130	TJ-3828P	TJ-3828
	TJ-AG-3828-1	280	380	180	TJ-3828P	TJ-3828
TJ-AG-2828-1	280	280	180	TJ-2828P	TJ-2828	

## Transparent Cover

Description	Model	Dimension		Mounting plate		
		W	H	D	Plastic	Metal
Body: ABS/grey Cover: PC/clear	TJ-AT-2819	280	190	130	TJ-2819P	TJ-2819
	TJ-AT-2819-1	280	190	180	TJ-2819P	TJ-2819
	TJ-AT-2828	280	280	130	TJ-2828P	TJ-2828
	TJ-AT-3428	340	280	130	TJ-3428P	TJ-3428
	TJ-AT-3428-1	280	380	180	TJ-3428P	TJ-3428
	TJ-AT-3828	280	380	130	TJ-3828P	TJ-3828
	TJ-AT-3828-1	280	380	180	TJ-3828P	TJ-3828
TJ-AT-2828-1	280	280	180	TJ-2828P	TJ-2828	

# Plastic Enclosure

— Plastic latch + Hinge type



The enclosure made by ABS and PC, one side install plastic latch, the other side is hinges, weight of the metal box 1/4, easy for handling and operation. The product is waterproof and dustproof, adequate for small terminal boxes, relay, calculator, junction box etc.

Protection degree: IP66

Temperature range: -40°C to +80°C

ABS: Acrylonitrile Butadiene Styrene PC: Poly Carbonate



Grey door

Model	Dimension			Mounting plate Model
	W	H	D	
TJ-MG-2030	200	300	180	TJ-2030
TJ-MG-3030	300	300	180	TJ-3030
TJ-MG-4030	400	300	180	TJ-4030



Clear door

Model	Dimension			Mounting plate Model
	W	H	D	
TJ-MT-2030	200	300	180	TJ-2030
TJ-MT-3030	300	300	180	TJ-3030
TJ-MT-4030	400	300	180	TJ-4030

# Plastic Enclosure

— Locks + hinge type



The enclosure made by ABS and PC, one side install 3mm double locks, the other side is hinges, weight of the metal box 1/4, easy for handling and operation. The product is waterproof and dustproof, adequate for small terminal boxes, relay, calculator, junction box etc.

Protection degree: IP66

Temperature range: -40°C to 80°C



Grey door

Model	Dimension			Mounting plate Model
	W	H	D	
TJ-KG-2030	200	300	180	TJ-2030
TJ-KG-3030	300	300	180	TJ-3030
TJ-KG-4030	400	300	180	TJ-4030



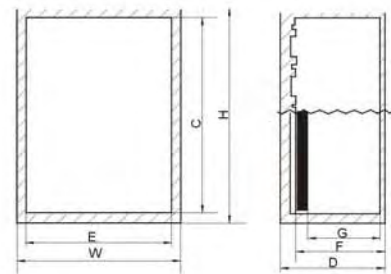
Clear door

Model	Dimension			Mounting plate Model
	W	H	D	
TJ-KT-2030	200	300	180	TJ-2030
TJ-KT-3030	300	300	180	TJ-3030
TJ-KT-4030	400	300	180	TJ-4030

# Polyester Enclosure



TIP series are new type, it made by polyesters. The characteristics of the polyesters is its own mix 30% fibre glass, make it reached high resistance and mechanical stiffness, have the same effect of metal enclosure which is 3 times heavier than it. Compared with metal enclosure, TIP series are lighter, more adequate for corrosion and dankish environment.

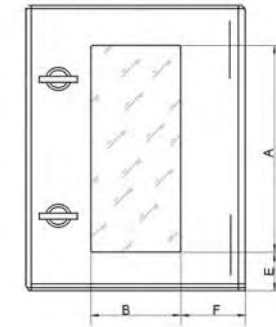


Model	H	W	D	C	E	F	G
TIP-325	300 × 250 × 140	276	212	120	110		
TIP-43	400 × 300 × 200	370	262	180	170		
TIP-44	400 × 400 × 200	370	362	180	170		
TIP-54	500 × 400 × 200	470	362	180	170		
TIP-64	600 × 400 × 230	570	362	210	200		
TIP-65	600 × 500 × 230	570	462	210	200		
TIP-86	800 × 600 × 300	770	562	280	270		



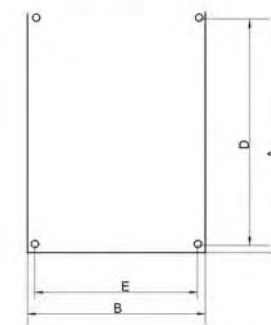
Transparent Door  
Mounting plate  
Inner door

Transparent Door



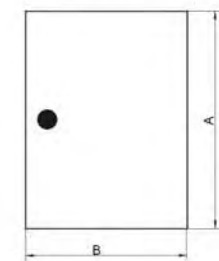
Model	A	B	E	F
TX-325	268	213	248	175
TX-43	358	260	338	222
TX-44	358	360	338	322
TX-54	458	360	438	322
TX-64	558	360	538	322
TX-65	558	460	538	422
TX-86	754	556	734	518

Mounting plate



Model	A	B	E	F
TI-325	268	213	248	175
TI-43	358	260	338	222
TI-44	358	360	338	322
TI-54	458	360	438	322
TI-64	558	360	538	322
TI-65	558	460	538	422
TI-86	754	556	734	518

Inner door



Model	A	B
TP-43	366	258
TP-44	366	358
TP-54	466	358
TP-64	566	358
TP-65	566	458
TP-86	766	658

# Accessories of plastic box



Model: TJHT-70  
Screw  
Material: nylon  
Packing: 4pcs/set



Model: TJHM-60  
Screw  
Material: nylon  
Packing: 4pcs/set



Model: TJHS-50  
Screw  
Material: nylon  
Packing: 4pcs/set



Model: TJLT-70  
Screw  
Material: nylon  
Packing: 4pcs/set



Model: TJS-50  
Screw  
Material: nylon  
Packing: 4pcs/set



Model: TJM-60  
Screw  
Material: nylon  
Packing: 4pcs/set



Model: TJCB-70  
Screw  
Material: nylon  
Packing: 4pcs/set



Model: TJHB-70  
Screw  
Material: nylon  
Packing: 4pcs/set



Model: LC-01  
Stainless steel latch  
Mater: AISI304  
Packing: 1pcs/set



Model: LC-02  
Stainless steel latch  
Mater: AISI304  
Packing: 1pcs/set



Model: HG-01  
Stainless steel hinge  
Mater: AISI304  
Packing: 1pcs/set



Model: HG-02  
Stainless steel hinge  
Mater: AISI304  
Packing: 1pcs/set

## PG ELECTRIC CABLE CONNECTOR



TYPE	PG7	PG9	PG11	PG13.5	PG16	PG21	PG29	PG36	PG42	PG48
Diameter(mm)	3-6.5	4-8	5-10	6-12	10-14	13-18	18-25	22-32	30-33	34-44
Screw length(mm)	8	8	8	9	10	11	11	13	13	13


- This product is to fix cables and provide effective protection against dust and water from entering electrical distribution board, electromechanical controlling board and other instruments.
- Innovative design for seal and claw resulting in wide cable range, strong resistance against pulling force and thus effectively protect cables.
- This product provides effective protection against water and dust.



## Wall Mount Enclosure

## INDEX

Wall Mount Enclosure	13-14
Plexiglass Door/ Inner Door-Box	15-16
Modular Kit For Box	17
Stainless Steel Enclosure	18
Small Terminal box	19-22
Accessories	23-24





# ST Wall Mount Enclosure

— Single Door

# STD Wall Mount Enclosure

— Double Door



Single Door Series

Single Door Series

model	H	W	D
ST2 215	200	200	150
ST2 2515	250	200	150
ST2 315	300	200	150
ST25 315	300	250	150
ST3 315	300	300	150
ST3 415	400	300	150
ST4 415	400	400	150
ST3 515	500	300	150
ST4 515	500	400	150
ST5 515	500	500	150
ST4 615	600	400	150
ST5 615	600	500	150
ST25 320	300	250	200
ST3 320	300	300	200
ST3 420	400	300	200
ST4 420	400	400	200
ST3 520	500	300	200
ST4 520	500	400	200
ST5 520	500	500	200
ST4 620	600	400	200
ST5 620	600	500	200
ST6 620	600	600	200

(mm)

Single Door Series

model	H	W	D
ST5 720	700	500	200
ST6 820	800	600	200
ST8 820	800	800	200
ST6 1020	1000	600	200
ST8 1020	1000	800	200
ST6 1220	1200	600	200
ST8 1220	1200	800	200
ST3 425	400	300	250
ST4 425	400	400	250
ST3 525	500	300	250
ST4 525	500	400	250
ST5 525	500	500	250
ST4 625	600	400	250
ST5 625	600	500	250
ST6 625	600	600	250
ST5 725	700	500	250
ST6 825	800	600	250
ST8 825	800	800	250
ST6 1025	1000	600	250
ST8 1025	1000	800	250
ST6 1225	1200	600	250
ST8 1225	1200	800	250

(mm)

Single Door Series

model	H	W	D
ST4 530	500	400	300
ST5 530	500	500	300
ST4 630	600	400	300
ST5 630	600	500	300
ST6 630	600	600	300
ST5 730	700	500	300
ST6 830	800	600	300
ST8 830	800	800	300
ST6 1030	1000	600	300
ST8 1030	1000	800	300
ST6 1230	1200	600	300
ST8 1230	1200	800	300
ST5 640	600	500	400
ST6 640	600	600	400
ST5 740	700	500	400
ST6 840	800	600	400
ST8 840	800	800	400
ST6 1040	1000	600	400
ST8 1040	1000	800	400
ST6 1240	1200	600	400
ST8 1240	1200	800	400
ST8 1440	1400	800	400

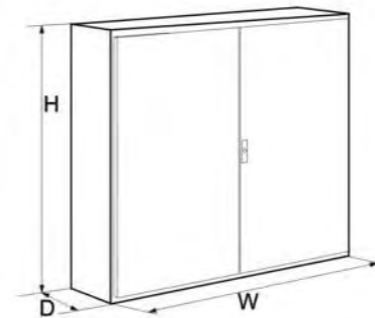
(mm)

### Supply include:

- Enclosure and door
  - Mounting plate
  - Lock system
  - Gland plate, sealing gasket and Fixing accessories
- Paint finish: epoxy polyester powder coating textured finish.  
Protection degree: IP66  
Material:  
Enclosure & door: sheet steel 1.2mm till size ST6-820 then 1.5mm  
mounting plate: sheet steel 1.5mm till size ST6-820 then 2.0mm  
Color: RAL7032  
Against mechanical impacts: IK10



STD Double door



Double Door Series

model	H	W	D
STD8 620	600	800	200
STD8 625	600	800	250
STD8 630	600	800	300
STD10 620	600	1000	200
STD10 625	600	1000	250
STD10 630	600	1000	300
STD12 625	600	1200	250
STD12 630	600	1200	300
STD12 825	800	1200	250
STD12 830	800	1200	300
STD10 1025	1000	1000	250
STD10 1030	1000	1000	300
STD10 1040	1000	1000	400

(mm)

Double Door Series

model	H	W	D
STD10 1225	1200	1000	250
STD12 1225	1200	1200	250
STD10 1230	1200	1000	300
STD12 1230	1200	1200	300
STD10 1240	1200	1000	400
STD12 1240	1200	1200	400
STD10 1425	1400	1000	250
STD10 1430	1400	1000	300
STD10 1440	1400	1000	400
STD12 1430	1400	1200	300
STD12 1440	1400	1200	400
STD14 1430	1400	1400	300
STD14 1440	1400	1400	400

(mm)

We can do the special design and manufacture according to the customer's requirement.



STP Plexiglass Door

**Supply include:**

- Enclosure and door
- Mounting plate
- Lock system
- Gland plate, sealing gasket and
- Fixing accessories
- Paint finish: epoxy polyester powder coating textured finish.
- Protection degree: IP55
- Material:
- Enclosure manufactured in sheet steel 1.2mm till size ST6-820 then 1.5mm
- Door in 1.2mm sheek up to 800H then 2.0mm
- 3.0mm transparent plexiglass sheet.
- Mounting plate: sheet steel 1.5mm till size ST6-820 then 2.0mm
- Color: RAL7032
- Against mechanical impacts:IK08



STI Inner Door



STIP Plexiglass Door+ Inner Door

model	H	W	D
Plexiglass Door	mm	mm	mm
STP3 420	400	300	200
STP4 420	400	400	200
STP3 520	500	300	200
STP4 520	500	400	200
STP5 520	500	500	200
STP4 620	600	400	200
STP5 620	600	500	200
STP6 620	600	600	200
STP5 720	700	500	200
STP6 820	800	600	200
STP8 820	800	800	200
STP3 425	400	300	250
STP4 425	400	400	250

model	H	W	D
Plexiglass Door	mm	mm	mm
STP3 525	500	300	250
STP4 525	500	400	250
STP5 525	500	500	250
STP4 625	600	400	250
STP5 625	600	500	250
STP6 625	600	600	250
STP5 725	700	500	250
STP6 825	800	600	250
STP8 825	800	800	250
STP6 1025	1000	600	250
STP8 1025	1000	800	250
STP6 1225	1200	600	250
STP8 1225	1200	800	250

model	H	W	D
Plexiglass Door	mm	mm	mm
STP4 530	500	400	300
STP5 530	500	500	300
STP4 630	600	400	300
STP5 630	600	500	300
STP6 630	600	600	300
STP5 730	700	500	300
STP6 830	800	600	300
STP8 830	800	800	300
STP6 1030	1000	600	300
STP8 1030	1000	800	300
STP6 1230	1200	600	300
STP8 1230	1200	800	300

model		H	W	D
Inner Door	Plexiglass Door+Inner Door	mm	mm	mm
STI3 420	STIP3 420	400	300	200
STI4 420	STIP4 420	400	400	200
STI3 520	STIP3 520	500	300	200
STI4 520	STIP4 520	500	400	200
STI5 520	STIP5 520	500	500	200
STI4 620	STIP4 620	600	400	200
STI5 620	STIP5 620	600	500	200
STI6 620	STIP6 620	600	600	200
STI5 720	STIP5 720	700	500	200
STI6 820	STIP6 820	800	600	200
STI8 820	STIP8 820	800	800	200
STI3 425	STIP3 425	400	300	250
STI4 425	STIP4 425	400	400	250
STI3 525	STIP3 525	500	300	250
STI4 525	STIP4 525	500	400	250
STI5 525	STIP5 525	500	500	250
STI4 625	STIP4 625	600	400	250
STI5 625	STIP5 625	600	500	250
STI6 625	STIP6 625	600	600	250

model		H	W	D
Inner Door	Plexiglass Door+Inner Door	mm	mm	mm
STI5 725	STIP5 725	700	500	250
STI6 825	STIP6 825	800	600	250
STI8 825	STIP8 825	800	800	250
STI6 1025	STIP6 1025	1000	600	250
STI8 1025	STIP8 1025	1000	800	250
STI6 1225	STIP6 1225	1200	600	250
STI8 1225	STIP8 1225	1200	800	250
STI4 530	STIP4 530	500	400	300
STI5 530	STIP5 530	500	500	300
STI4 630	STIP4 630	600	400	300
STI5 630	STIP5 630	600	500	300
STI6 630	STIP6 630	600	600	300
STI5 730	STIP5 730	700	500	300
STI6 830	STIP6 830	800	600	300
STI8 830	STIP8 830	800	800	300
STI6 1030	STIP6 1030	1000	600	300
STI8 1030	STIP8 1030	1000	800	300
STI6 1230	STIP6 1230	1200	600	300
STI8 1230	STIP8 1230	1200	800	300

We can do the special design and manufacture according to the customer's requirement.

# MDST Modular Kit For Box

# STX Stainless Steel Enclosure

RoHS CE EN60529

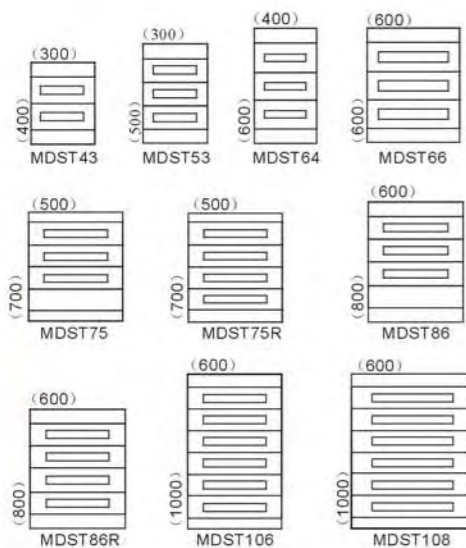


St4 520+MDST54

### Supply include:

Frame in 1.2 mm sheet steel.  
 Front panel in 1.2 mm sheet steel with modular slot complete with mounting accessories and captive screws.  
 Zincpassivated DIN rail(one per slot).  
 Accessories to mount in the box.  
 Paint finish: epoxy polyester powder coating textured finish.  
 Color:RAL 7032 textured finish.  
 Protection degree: IP55

MDST Modular kit assembly for modular switch gear, with adjustable symmetrical distance between sections of 35mm and cover plate from 40 to 85 mm depending on user requirements.



DOOR( mm)		MODEL	No. of breakers	Breakers qty PCS	No. of rows	Blind cover plate	Mounting plate
H	W						
400	300	MDST43	2rows×10P	20	2	TJL300	TJM300
500	400	MDST53	3rows×15P	45	3	TJL400	TJM400
600	400	MDST64	3rows×15P	45	3	TJL400	TJM400
600	600	MDST66	3rows×26P	78	3	TJL600	TJM600
700	500	MDST75	3rows×21P	63	4	TJL500	TJM500
700	500	MDST75R	4rows×21P	84	4	TJL500	TJM500
800	600	MDST86	3rows×26P	78	4	TJL600	TJM600
800	600	MDST86R	4rows×26P	104	4	TJL600	TJM600
1000	600	MDST106	6rows×26P	156	6	TJL600	TJM600
1000	800	MDST108	6rows×38P	228	6	TJL800	TJM800

RoHS CE EN60529



STX

Stainless steel

### Supply include:

Stainless steel enclosure and door  
 Mounting plate 2.0mm sheet steel zinc coated.  
 Hinge in zinc alloy on body and stainless steel on door.  
 Pin in stainless steel.  
 Lock system  
 Protection degree: IP66  
 Material: enclosure and door is stainless steel (AISI304 or AISI316) 1.2mm till size  
 STX6-820 then 1.5mm  
 Against mechanical impacts:IK10

Stainless steel series are widely used in corrosive and rugged environment, like food-stuff industry, chemical industry etc. Monobloc watertigh AISI304 stainless steel enclosures. Type AISI316(resistant to concentrated acids and halogen based agent) also available on request

model	H	W	D
STX2 2515	250	200	150
STX2 315	300	200	150
STX25 315	300	250	150
STX3 315	300	300	150
STX3 415	400	300	150
STX4 415	400	400	150
STX3 515	500	300	150
STX4 515	500	400	150
STX25 320	300	250	200
STX3 320	300	300	200
STX3 420	400	300	200
STX4 420	400	400	200
STX3 520	500	300	200
STX4 520	500	400	200
STX5 520	500	500	200
STX4 620	600	400	200

model	H	W	D
STX5 620	600	500	200
STX6 620	600	600	200
STX5 720	700	500	200
STX6 820	800	600	200
STX3 425	400	300	250
STX4 425	400	400	250
STX3 525	500	300	250
STX4 525	500	400	250
STX5 525	500	500	250
STX4 625	600	400	250
STX5 625	600	500	250
STX6 625	600	600	250
STX5 725	700	500	250
STX6 825	800	600	250
STX8 825	800	800	250
STX6 1025	1000	600	250

model	H	W	D
STX8 1025	1000	800	250
STX6 1225	1200	600	250
STX8 1225	1200	800	250
STX4 530	500	400	300
STX5 530	500	500	300
STX4 630	600	400	300
STX5 630	600	500	300
STX6 630	600	600	300
STX5 730	700	500	300
STX6 830	800	600	300
STX8 830	800	800	300
STX6 1030	1000	600	300
STX8 1030	1000	800	300
STX6 1230	1200	600	300
STX8 1230	1200	800	300
STX8 1440	1400	800	400

# TL Small Terminal box

TL series - No gland hole

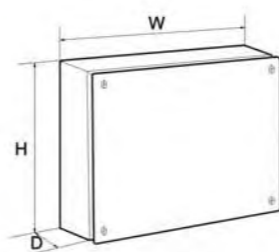


TL series - No gland hole

### Supply include:

Enclosure & cover: sheet steel 1.2mm  
Sealing gasket and fixing accessories  
Paint finish: epoxy polyester powder coating textured finish.

Protection degree: IP66  
Color: RAL7032  
Against mechanical impacts:IK10



model	H	W	D	Mounting plate
TL15158	150	150	80	TL1515
TL151512	150	150	120	TL1515
TL20158	200	150	80	TL2015
TL201512	200	150	120	TL2015
TL20208	200	200	80	TL2020
TL202012	200	200	120	TL2020
TL30158	300	150	80	TL3015
TL301512	300	150	120	TL3015
TL30208	300	200	80	TL3020
TL302012	300	200	120	TL3020
TL303012	300	300	120	TL3030
TL401512	400	150	120	TL4015

model	H	W	D	Mounting plate
TL40208	400	200	80	TL4020
TL402012	400	200	120	TL4020
TL403012	400	300	120	TL4030
TL404012	400	400	120	TL4040
TL502012	500	200	120	TL5020
TL503012	500	300	120	TL5030
TL60208	600	200	80	TL6020
TL602012	600	200	120	TL6020
TL603012	600	300	120	TL6030
TL604012	600	400	120	TL6040
TL802012	800	200	120	TL8020
TL804012	800	400	120	TL8040

# TL-G Small Terminal box

TL-G series - with gland hole

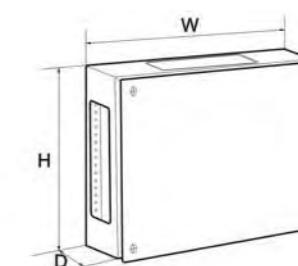


TL-G series - with gland hole

### Supply include:

Enclosure & cover: sheet steel 1.2mm  
Sealing gasket and fixing accessories  
Gland holes & gland plates  
Paint finish: epoxy polyester powder coating textured finish.

protection degree: IP66  
Color: RAL7032  
Against mechanical impacts:IK10



model	H	W	D	Mounting plate
TL301512-G	300	150	120	TL3015
TL302012-G	300	200	120	TL3020
TL303012-G	300	300	120	TL3030
TL402012-G	400	200	120	TL4020
TL404012-G	400	400	120	TL4040
TL502012-G	500	200	120	TL5020
TL503012-G	500	300	120	TL5030
TL602012-G	600	200	120	TL6020
TL603012-G	600	300	120	TL6030
TL604012-G	600	400	120	TL6040
TL802012-G	800	200	120	TL8020
TL804012-G	800	400	120	TL8040

# T B Small Terminal box

180° hinges with lock system



TB series 180° hinges with lock system

### Supply include:

Enclosure with gland holes \ cover with sealing gasket and fixing accessories  
 Paint finish: epoxy polyester powder coating textured finish.  
 Protection degree: IP66  
 Color: RAL7032  
 Against mechanical impacts: IK10

model	H	W	D	Mounting plate model
TB15158	150	150	80	TB1515
TB15308	150	300	80	TB1530
TB20208	200	200	80	TB2020
TB20308	200	300	80	TB2030
TB20408	200	400	80	TB2040
TB151512	150	150	120	TB1515
TB153012	150	300	120	TB1530
TB202012	200	200	120	TB2020

model	H	W	D	Mounting plate model
TB203012	200	300	120	TB2030
TB204012	200	400	120	TB2040
TB205012	200	500	120	TB2050
TB303012	300	300	120	TB3030
TB304012	300	400	120	TB3040
TB3040155	300	400	155	TB3040
TB3060155	300	600	155	TB3060
TB3080155	300	800	155	TB3080

# TBS Small Terminal box

180° hinges + screw type

### Supply include:

Enclosure with gland holes \ cover with sealing gasket and fixing accessories  
 Paint finish: epoxy polyester powder coating textured finish.  
 Protection degree: IP66  
 Color: RAL7032  
 Against mechanical impacts:IK10



TBS series 180° hinges with hinges

model	H	W	D	Mounting plate model
TBS15158	150	150	80	TB1515
TBS15308	150	300	80	TB1530
TBS20208	200	200	80	TB2020
TBS20308	200	300	80	TB2030
TBS20408	200	400	80	TB2040
TBS151512	150	150	120	TB1515
TBS153012	150	300	120	TB1530
TBS202012	200	200	120	TB2020

model	H	W	D	Mounting plate model
TBS203012	200	300	120	TB2030
TBS204012	200	400	120	TB2040
TBS205012	200	500	120	TB2050
TBS303012	300	300	120	TB3030
TBS304012	300	400	120	TB3040
TBS3040155	300	400	155	TB3040
TBS3060155	300	600	155	TB3060
TBS3080155	300	800	155	TB3080

Wall Mount Enclosure



Mounting plate: zinc coated in 1.5mm sheet  
 For the box series TB, TL,TBS,TL-G  
 Package: 1pc



Wall mount bracket :WTC 010  
 For the TB, TL,TBS,TL-G  
 Package: 4pcs/set

Wall Mount Enclosure

We can do the special design and manufacture according to the customer's requirement.

Plastic Lock



K1  
Black lock



K2  
White lock



TL/PLM  
Key lock

Metal Lock



K3



K4

Earthing wire



Model	S	Length	Dia
	(mm)	(mm)	(mm)
TJ-CM6130	6	130	6.4
TJ-CM6160	6	160	6.4
TJ-CM6168	6	160	8.3
TJ-CM1025	10	250	6.4
TJ-CM2535	25	350	8.3

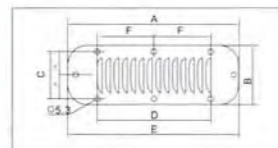
Metal Lock



Lock transformations to zinc alloy insert triangle and square options

LK-5	6mm Square lock LK-6	7mm Square lock LK-7	8mm Square lock LK-8	6.5mm Triangular lock LT-6.5	8mm Triangular lock LT-8

Louver plates




To be fitted on the enclosure for internal ventilation.  
Color:RAL7032

Model	A	B	C	D	E	F
GP-1	158	78	65	100	-	-
GP-2	208	89	72	80	190	-
GP-3	244	90	72	80	226	-
GP-4	359	129	114	300	344	100
GP-5	445	148	130	300	427	100

Wall mount brackets



Model: WC 010  
Manufactured from 4mm zinc coated steel  
Package: 4pcs/set



Manufactured from 1.5mm zinc coated steel, used on ST.STP series, hold the door at 90° to avoid accidental closing.

Canopy



Manufactured from 1.2mm steel, for outdoor usage. We suggest a special painting

Model	W(mm)	D(mm)
TT1 04	400	200
TT2 04	400	250
TT1 05	500	200
TT2 05	500	250
TT1 06	600	250
TT2 06	600	300
TT2 08	800	300

Crosspiece for door



Manufactured from 1.2mm zinc coated steel, fixed on the vertical rail of the door to reinforce

Model	Width
WC 001	300mm
WC 002	400mm
WC 003	500mm
WC 004	600mm
WC 005	800mm



**Floor standing cabinet**

## INDEX

Floor standing cabinet	27-28
Inner Door Cabinet	29
Modular Cabinets	30-32
Control desk	33-34
Accessories	35-38
KNOCK-DOWN CABINETS	39-40



### Supply include

- Cabinet(structure)
- Front door (with reinforcing frame)
- Lock system
- Mounting plate
- Cable gland plate
- 4 Lifting eyebolts
- 4 Mounting plate supports

Paint finish: epoxy polyester powder coating textured finish  
Material: enclosure is cold rolling steel, mounting plate is zinc coated steel  
Front door: 2.0mm  
Rear panel: 1.5mm  
Mounting plate: zinc coated in 2.5mm  
Protection degree: IP55  
Color: RAL 7032

dimension (mm)	H	W	D	model (with mounting plate)	number of door
1000	1000	300		AR8 1010/3	2
1200	800	300		AR8 128/3	1
1200	1000	300		AR8 1210/3	2
1200	1200	400		AR8 1212/4	2
1400	600	300		AR8 146/3	1
1400	600	400		AR8 146/4	1
1400	800	300		AR8 148/3	1
1400	800	400		AR8 148/4	1
1400	1000	400		AR8 1410/4	2
1400	1200	400		AR8 1412/4	2
1600	600	300		AR8 166/3	1
1600	600	400		AR8 166/4	1
1600	800	300		AR8 168/3	1
1600	800	400		AR8 168/4	1
1600	1000	300		AR8 1610/3	2
1600	1000	400		AR8 1610/4	2
1600	1200	300		AR8 1612/3	2
1600	1200	400		AR8 1612/4	2
1800	600	300		AR8 188/3	1
1800	600	400		AR8 188/4	1
1800	600	500		AR8 188/5	1
1800	600	600		AR8 188/6	1
1800	800	300		AR8 188/3	1
1800	800	400		AR8 188/4	1

dimension (mm)	H	W	D	model (with mounting plate)	number of door
1800	800	500		AR8 188/5	1
1800	800	600		AR8 188/6	1
1800	1000	400		AR8 1810/4	2
1800	1000	500		AR8 1810/5	2
1800	1200	400		AR8 1812/4	2
1800	1200	500		AR8 1812/5	2
1800	1600	400		AR8 1816/4	2
1800	1600	500		AR8 1816/5	2
2000	600	300		AR8 206/3	1
2000	600	400		AR8 206/4	1
2000	600	500		AR8 206/5	1
2000	600	600		AR8 206/6	1
2000	800	300		AR8 208/3	1
2000	800	400		AR8 208/4	1
2000	800	500		AR8 208/5	1
2000	800	600		AR8 208/6	1
2000	1000	400		AR8 2010/4	2
2000	1000	500		AR8 2010/5	2
2000	1200	400		AR8 2012/4	2
2000	1200	500		AR8 2012/5	2
2000	1200	600		AR8 2012/6	2
2000	1600	400		AR8 2016/4	2
2000	1600	500		AR8 2016/5	2
2000	1600	600		AR8 2016/6	2

# AR9000 Floor standing cabinet

— Single door

# AR9000 Floor standing cabinet

Double door



Double door cabinet

### Supply include

- Frame
- Front door with Reinforcing frame, 4 hinges and a points lock system
- Rear panel
- Top cover
- Mounting plate & 4 mounting plate supports
- 4 Lifting eyebolts
- Removable cable gland plate

- Paint finish: epoxy polyester powder coating textured finish
- Profile: 9-fold profile
- Material: cold rolling steel
- Front door: 2.0mm
- Rear panel: 1.5mm
- Mounting plate: zinc coated 2.5mm
- Protection degree: IP55
- Color: RAL 7032

Floor Stand Cabinet

Floor Stand Cabinet

model	dimension H×W×D	number of door
AR9 126/4	1200 × 600 × 400	1
AR9 126/6	1200 × 600 × 600	1
AR9 126/8	1200 × 600 × 800	1
AR9 128/4	1200 × 800 × 400	1
AR9 128/6	1200 × 800 × 600	1
AR9 128/8	1200 × 800 × 800	1
AR9 146/4	1400 × 600 × 400	1
AR9 146/6	1400 × 600 × 600	1
AR9 146/8	1400 × 600 × 800	1
AR9 148/4	1400 × 800 × 400	1
AR9 148/6	1400 × 800 × 600	1
AR9 148/8	1400 × 800 × 800	1
AR9 166/6	1600 × 600 × 600	1
AR9 166/8	1600 × 600 × 800	1
AR9 168/6	1600 × 800 × 600	1
AR9 168/8	1600 × 800 × 800	1
AR9 186/4	1800 × 600 × 400	1
AR9 186/5	1800 × 600 × 500	1
AR9 186/6	1800 × 600 × 600	1
AR9 186/8	1800 × 600 × 800	1
AR9 188/4	1800 × 800 × 400	1
AR9 188/5	1800 × 800 × 500	1
AR9 188/6	1800 × 800 × 600	1
AR9 1810/4	1800 × 1000 × 400	1
AR9 1810/5	1800 × 1000 × 500	1

model	dimension H×W×D	number of door
AR9 1810/6	1800 × 1000 × 600	1
AR9 203/5	2000 × 300 × 500	1
AR9 203/6	2000 × 300 × 600	1
AR9 203/8	2000 × 300 × 800	1
AR9 204/5	2000 × 400 × 500	1
AR9 204/6	2000 × 400 × 600	1
AR9 206/4	2000 × 600 × 400	1
AR9 206/5	2000 × 600 × 500	1
AR9 206/6	2000 × 600 × 600	1
AR9 206/8	2000 × 600 × 800	1
AR9 208/4	2000 × 800 × 400	1
AR9 208/5	2000 × 800 × 500	1
AR9 208/6	2000 × 800 × 600	1
AR9 208/8	2000 × 800 × 800	1
AR9 2010/4	2000 × 1000 × 400	1
AR9 2010/5	2000 × 1000 × 500	1
AR9 2010/6	2000 × 1000 × 600	1
AR9 2010/8	2000 × 1000 × 800	1
AR9 226/6	2200 × 600 × 600	1
AR9 226/8	2200 × 600 × 800	1
AR9 228/6	2200 × 800 × 600	1
AR9 228/8	2200 × 800 × 800	1
AR9 2210/6	2200 × 1000 × 600	1
AR9 2210/8	2200 × 1000 × 800	1

model	dimension H×W×D	number of door
AR9 1810/4	1800 × 1000 × 400	2
AR9 1810/5	1800 × 1000 × 500	2
AR9 1810/6	1800 × 1000 × 600	2
AR9 1812/4	1800 × 1200 × 400	2
AR9 1812/5	1800 × 1200 × 500	2
AR9 1812/6	1800 × 1200 × 600	2
AR9 2010/4	2000 × 1000 × 400	2
AR9 2010/5	2000 × 1000 × 500	2
AR9 2010/6	2000 × 1000 × 600	2
AR9 2010/8	2000 × 1000 × 800	2
AR9 2012/4	2000 × 1200 × 400	2
AR9 2012/5	2000 × 1200 × 500	2
AR9 2012/6	2000 × 1200 × 600	2
AR9 2012/8	2000 × 1200 × 800	2
AR9 2210/6	2200 × 1000 × 600	2
AR9 2210/8	2200 × 1000 × 800	2
AR9 2212/6	2200 × 1200 × 600	2
AR9 2212/8	2200 × 1200 × 800	2



# AR9000 Inner Door Cabinet

Plexiglass Door+Inner door

# AR9000 Modular Cabinets

## Inner door cabinet supply include

Inner door and fixing accessories  
Lock system  
Hinges

Paint finish: epoxy polyester powder coating textured finish  
Material: cold rolling steel 2.0mm  
Protection degree: IP55  
Color: RAL 7032

ARID		
model	W	H
ARID 126	600	1200
ARID 128	800	1200
ARID 146	600	1400
ARID 148	800	1400
ARID 166	600	1600
ARID 168	800	1600
ARID 186	600	1800
ARID 188	800	1800
ARID 1810	1000	1800
ARID 206	600	2000
ARID 208	800	2000
ARID 2010	1000	2000
ARID 226	600	2200
ARID 228	800	2200



## Plexiglass door cabinet supply include

Plexiglass door  
Lock system

Paint finish: epoxy polyester powder coating textured finish  
Material: plexiglass 4.0mm  
Protection degree: IP55  
Colour: RAL 7032

ARPX		
model	W	H
ARPX126	600	1200
ARPX128	800	1200
ARPX146	600	1400
ARPX148	800	1400
ARPX166	600	1600
ARPX168	800	1600
ARPX186	600	1800
ARPX188	800	1800
ARPX1810	1000	1800
ARPX206	600	2000
ARPX208	800	2000
ARPX2010	1000	2000
ARPX226	600	2200
ARPX228	800	2200

## Mutiple door

model	model	width	height	height 1	pcs/set
MTP602	MT602	600	200	195	2
MTP603	MT603		300	295	
MTP604	MT604		400	395	
MTP605	MT605		500	495	
MTP606	MT606		600	595	
MTP608	MT608		800	795	
MTP609	MT609	900	895		
MTP6010	MT6010	1000	995		
MTP802	MT802	800	200	195	2
MTP803	MT803		300	295	
MTP804	MT804		400	395	
MTP805	MT805		500	495	
MTP806	MT806		600	595	
MTP808	MT808		800	795	
MTP809	MT809	900	895		
MTP8010	MT8010	1000	995		

Manufactured from 1.5mm sheet steel complete with lock system and hinges  
MT: without plexiglass door MTP: with plexiglass door

## Clamp board

model	pcs/set	width
MT600	5	600mm
MT800	5	800mm

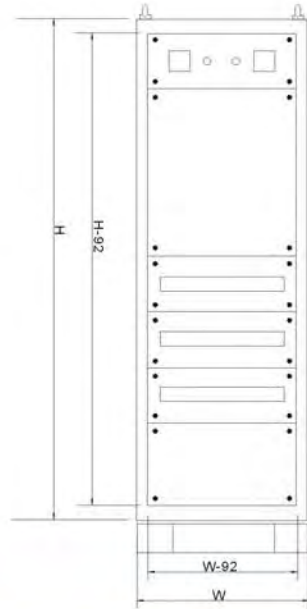
For multiple door in 1.5mm sheet steel with fixing accessories

## Seal cover

model	W×H	pcs/set
MT006	600×100mm	4
MT008	800×100mm	4

In 1.5mm sheet steel for sealing the top & bottom of cabinets  
Supply include 4pcs seal covers & its fixing accessories

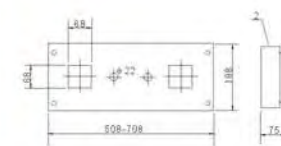




## PUNCHED FRONT PANELS

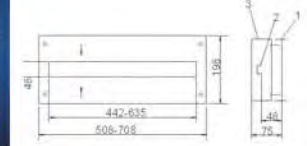


**COMPONENT PANEL**  
Manufactured in 1.5mm sheet steel  
**MODULAR:** Supplied complete with DIN rail and fixing accessories (screws and captive bush).  
**FITTING:** Supplied with hinge for left or right hand opening, closed with captive screws provided.  
**Packaging:** singly with accessories



### FLUSH PANEL

CABINET WIDTH	REF	DESCRIPTION	PCS	MODEL
600	1	PANEL	1	MDP03 102F
	2	COVER	1	MDP04 102
800	1	PANEL	1	MDP03 202F
	2	COVER	1	MDP04 202




### PANEL FOR MODULAR COMPONENTS

CABINET WIDTH	REF	DESCRIPTION	PCS	MODEL
600	1	PANEL	1	MDP02 102F
	2	DIN RAIL	1	MDP02 102F
	3	COVER	1	MDP04 102
800	1	PANEL	1	MDP02 202F
	2	DIN RAIL	1	MDP02 202F
	3	COVER	1	MDP04 202

## Blank Front Panel


Blank panels Supplied with fixing accessories (screws with captive bush) pack: 1 piece

### Flat plate



CABINET WIDTH	PANEL		MODEL
	A	B	
600	508	200	MDP602
		300	MDP603
		400	MDP604
		600	MDP606
800	708	200	MDP802
		300	MDP803
		400	MDP804
		600	MDP806

### Recessed plate




CABINET WIDTH	PANEL		MODEL
	A	B	
600	508	400	MDP604F
		600	MDP606F
800	708	400	MDP804F
		600	MDP806F



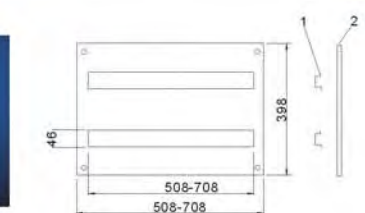
## PANEL FOR MODULAR COMPONENTS

Manufactured in 1.5 mm sheet steel.  
Supplied complete with zinc passivate DIN rail and fixing accessories with screws and captive bush.  
**Package:** singly



### FLUSH PANEL

CABINET WIDTH	REF	DESCRIPTION	PCS	MODEL
600	PANEL 1x25P			MDP02 102F
	1	PANEL	1	
	2	DIN RAIL	1	
800	PANEL 1x36P			MDP02 202F
	1	PANEL	1	
	2	DIN RAIL	1	



### FLUSH PANEL

CABINET WIDTH	REF	DESCRIPTION	PCS	MODEL
600	PANEL 2x25P			MDP02 104F
	1	PANEL	1	
	2	DIN RAIL	1	
800	PANEL 3x36P			MDP02 204F
	1	PANEL	1	
	2	DIN RAIL	1	

# AR6000

## Control desk

— AM series

# AR6000

## Control desk

— ALP series

Supply include:

Front/rear door and operation panel can be opened for convenient installation.

Door are welded with perforated strips at the door sides

Mounting plate can move back and forth thus the installation can be more flexible.

Finish: epoxy polyester powder coating textured finish

Material: Enclosure & door is cold rolling steel, mounting plate is zinc coated steel.

Enclosure & door: 2.0mm

mounting plate: 2.5mm

Protection degree: IP55

Color: RAL 7032

### AM series control desk (include AE, ME)

model	AE			ME			
	A	B	C	L	M	N	O
AM41	600	770	400	650	612	123	252
AM42	800	770	400	650	612	123	252
AM43	1000	770	400	650	612	123	252
AM44	1200	770	400	650	612	123	252
AM45	1600	770	400	650	612	123	252
AM51	600	770	500	750	712	123	275
AM52	800	770	500	750	712	123	275
AM53	1000	770	500	750	712	123	275
AM54	1200	770	500	750	712	123	275
AM55	1600	770	500	750	712	123	275

### ALP series control desk(include AE, LE, PE)

model	AE			LE				PE			
	A	B	C	D	E	F	G	H	I	J	K
ALP41	600	770	400	200	835	120	425	370	295	460	425
ALP42	800	770	400	200	835	120	425	370	295	460	425
ALP43	1000	770	400	200	835	120	425	370	295	460	425
ALP44	1200	770	400	200	835	120	425	370	295	460	425
ALP45	1600	770	400	200	835	120	425	370	295	460	425
ALP51	600	770	500	200	935	120	425	440	365	460	425
ALP52	800	770	500	200	935	120	425	440	365	460	425
ALP53	1000	770	500	200	935	120	425	440	365	460	425
ALP54	1200	770	500	200	935	120	425	440	365	460	425
ALP55	1600	770	500	200	935	120	425	440	365	460	425

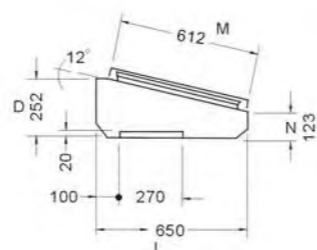


AM Control Desk

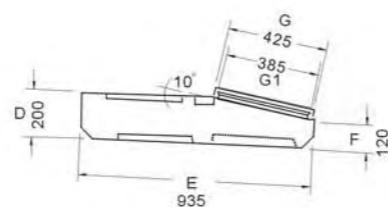


ALP Control Desk

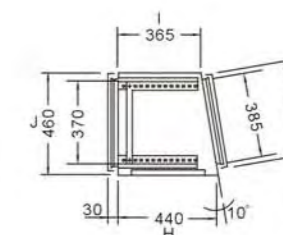
ME




LE



PE



AE



## Divide plate



Divide plate manufactured from 1.5mm sheet steel with fixing accessories

cabinet width	W×H	pcs/set	model
600	492×133	2	MP 62
600	492×333	2	MP 64
600	492×533	2	MP 66
800	692×133	2	MP 82
800	692×333	2	MP 84
800	692×533	2	MP 86
1000	892×133	2	MP 102
1000	892×333	2	MP 104
1000	892×533	2	MP 106
1200	1092×133	2	MP 122
1200	1092×333	2	MP 124
1200	1092×533	2	MP 126

## Side cover



Supply include: 2pcs side covers and fixing accessories  
 Manufactured from 1.5mm sheet steel for the enclosure  
 Paint finish: epoxy polyester powder coating  
 Color: RAL 7032

model	ARSP 124	ARSP 126	ARSP 128	ARSP 144	ARSP 146	ARSP 148	ARSP 166	ARSP 168	ARSP 184	ARSP 185	ARSP 186	ARSP 188	ARSP 204	ARSP 205	ARSP 206	ARSP 208	ARSP 226	ARSP 228
height	1200	1200	1200	1400	1400	1400	1600	1600	1800	1800	1800	1800	2200	2200	2200	2200	2200	2200
depth	400	600	800	400	600	800	600	800	400	500	600	800	400	500	600	800	600	800

## Components pallet



Two type: max carrying ability 50KG  
 max carrying ability 100KG  
 Material: manufactured from 1.5mm sheet steel with fixing accessories.

max. weight	W×D	50KG W/T holes		100KG W/T holes
		model	model	model
600	471×300	MPH 604	MPH 604N	MPH 604F
	471×400	MPH 605	MPH 605N	MPH 605F
	471×500	MPH 606	MPH 606N	MPH 606F
800	671×300	MPH 804	/	MPH 804F
	671×400	MPH 805	/	MPH 805F
	671×500	MPH 806	/	MPH 806F

## Plan Pocket



Fixing on the door frame  
 Color: RAL 2000

model	PP400	PP500	PP600	PP800	PP900	PP1000
w	255	355	455	655	755	855
H	260	260	260	260	260	260
D	90	90	90	90	90	90

## Plinth



Manufactured from 2.0mm sheet steel use for the base of AR8000 and AR9000.  
 Color:RAL6022

model H100	PL135	PL136	PL138	PL145	PL146	PL164	PL165	PL166	PL168	PL184	PL185
model H200	PL235	PL236	PL238	PL245	PL246	PL264	PL265	PL266	PL268	PL284	PL285
Cabinet dimension	width	300	300	300	400	400	600	600	600	800	800
	depth	500	600	800	500	600	400	500	600	400	500
model H100	PL186	PL188	PL1104	PL1105	PL1106	PL1108	PL1124	PL1125	PL1126	PL1128	
model H200	PL286	PL288	PL2104	PL2105	PL2106 <td>PL2108 <td>PL2124</td> <td>PL2125</td> <td>PL2126 <td>PL2128</td> <td></td> </td></td>	PL2108 <td>PL2124</td> <td>PL2125</td> <td>PL2126 <td>PL2128</td> <td></td> </td>	PL2124	PL2125	PL2126 <td>PL2128</td> <td></td>	PL2128	
Cabinet dimension	width	800	800	1000	1000	1000	1200	1200	1200	1200	
	depth	600	800	400	500	600	800	400	500	600	800

## Door rails



Manufactred from 1.5mm theet steel

model	For cabinet width
WA 045	600
WA 046	800
WA 047	1000

### Insert nut



Special designed nut use to install on AR9000 manufactured from zinc alloy

Insert nut	Pse/Bag	Model
M6	50	WA6
M8	50	WA8

### Perforated rail




Angle bracket WHD 001

RAILS 23x23mm WHD  
Using angle bracket WHD001 install on the enclosure  
Supply include:1set (1 pcs left bracket, 1pcsrigh bracket, 2pcs screws BZ5.5×13)  
Pack:12set

Model	WHD 400	WHD 500	WHD 600	WHD 800	WHD 1000	WHD 1200	WHD 1600	WHD 1800	WHD 2000	WHD 2200
leght	295	395	495	695	895	1095	1495	1695	1895	2095
W H D	400	500	600	800	1000	1200	1600	1800	2000	2200
pcs/set	12	12	12	12	12	6	6	6	6	6

(mm)

### Rails with mounting flange



With 5rows of universal skeleton structions of partial assembly.  
Manufactured in 1.5mm zincpassivated sheet steel with 8pcs fixing screws M5X13mm.  
Pack:4pcs

model	WD400	WD500	WD600	WD800	WW600	WW800	WW1000	WW1200
	For Depth of cabinet				For width of cabinet			
dimension	400	500	600	800	600	800	1000	1200
pcs/set	4	4	4	4	4	4	4	4

(mm)

### WI 300 bracket



Model: WI300 4pcs/set with fixing accessories

### WA 065 ring



Model: WA065 4pcs/set with fixing accessories

### 130° Hinge



Model: TJ-CH130 6pcs/set with fixing accessories

### LOCK MS 830

### LOCK MS 821



1pcs/set with lock system, key and fixing accessories

### WS02 Bracket



Model: WS02 20pcs/set with fixing accessories

### WL02 Bracket



Model: WL02 20pcs/set with fixing accessories



Baying bracket



Steel bolt anchor

### Baying bracket

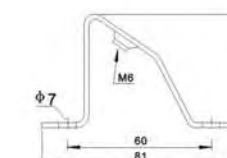
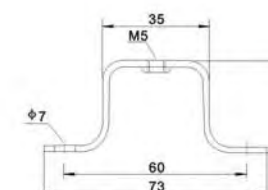
For connection and hanger two decices. Material:sheet zinc-plating

pcs/set	model
4	WA020

### Steel bolt anchor

Hexagon steel proximate matter, supply include its fixing accessories Zinc-plating

pcs/set	model
6	WA010



# AR9000K KNOCK-DOWN CABINETS

AR9000K Metal floor standing cabinets comprises a 9-folded profile structure, welded at the top and bottom of the frame, with removable screw in vertical profiles for strength and versatility with the cabinets.

Thermosetting epoxy polyester powder coating in textured RAL 7032.

**COMPONENTS**

**1. PROFILES/ (model:F):**

hinged uprights, panel mounts and locking elements assembled.

**2. Top cover and base/ (Model: TCB):**

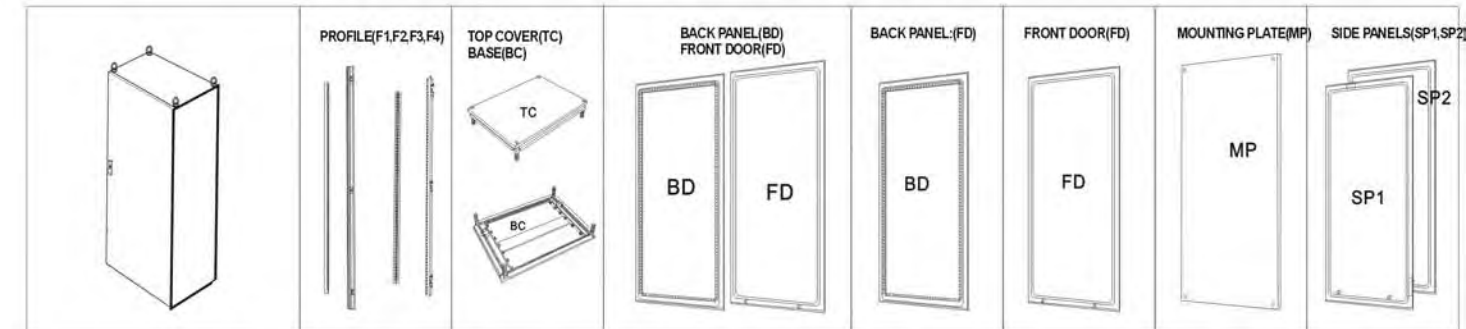
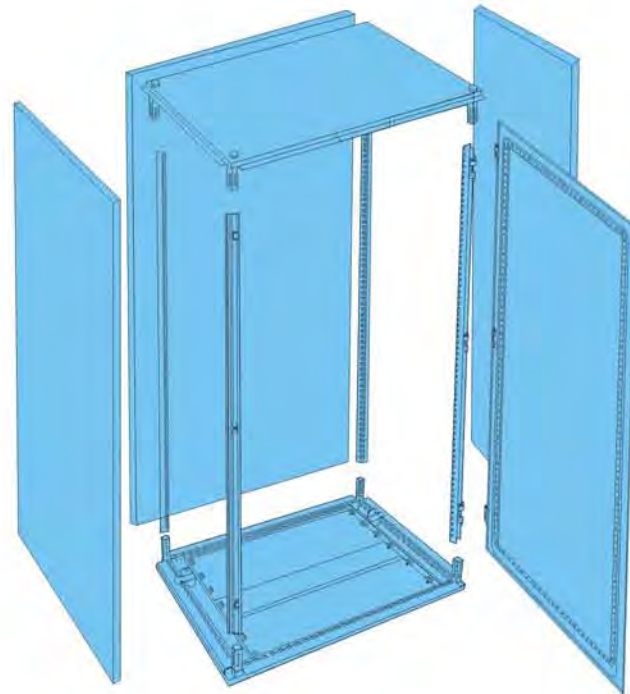
welded top frame, welded base, mounting plate fixing support.

**3. Back panel and front door (Model: FBD):**

plain door with lock, plain back panel.

**4. Mounting Plate (Model: MP)**

**5. Side Panels (Model: ARSP):** 2pcs side panels with accessories



SINGLE DOOR	SIZE(H WD)	PROFILES	TOP COVER+BASE	BACK PANEL+FRONT DOOR	BACK PANEL	FRONT DOOR	MOU TING PLATE	SIDE PANELS
AR9 126/4K	1200x600x400	F12	TCB 64	FBD 126	BD 126	FD 126	MP 126	ARSP 124
AR9 126/6K	1200x600x600	F12	TCB 66	FBD 126	BD 126	FD 126	MP 126	ARSP 126
AR9 126/8K	1200x600x800	F12	TCB 68	FBD 126	BD 126	FD 126	MP 126	ARSP 128
AR9 128/4K	1200x800x400	F12	TCB 84	FBD 128	BD 128	FD 128	MP 128	ARSP 124
AR9 128/6K	1200x800x600	F12	TCB 86	FBD 128	BD 128	FD 128	MP 128	ARSP 126
AR9 128/8K	1200x800x800	F12	TCB 88	FBD 128	BD 128	FD 128	MP 128	ARSP 128
AR9 146/4K	1400x600x400	F14	TCB 64	FBD 146	BD 146	FD 146	MP 146	ARSP 144
AR9 146/6K	1400x600x600	F14	TCB 66	FBD 146	BD 146	FD 146	MP 146	ARSP 146
AR9 146/8K	1400x600x800	F14	TCB 68	FBD 146	BD 146	FD 146	MP 146	ARSP 148
AR9 148/4K	1400x800x400	F14	TCB 84	FBD 148	BD 148	FD 148	MP 148	ARSP 144
AR9 148/6K	1400x800x600	F14	TCB 86	FBD 148	BD 148	FD 148	MP 148	ARSP 146
AR9 148/8K	1400x800x800	F14	TCB 88	FBD 148	BD 148	FD 148	MP 148	ARSP 148
AR9 166/6K	1600x600x600	F16	TCB 66	FBD 166	BD 166	FD 166	MP 166	ARSP 166
AR9 166/8K	1600x600x800	F16	TCB 68	FBD 166	BD 166	FD 166	MP 166	ARSP 168
AR9 168/6K	1600x800x600	F16	TCB 86	FBD 168	BD 168	FD 168	MP 168	ARSP 166
AR9 168/8K	1600x800x800	F16	TCB 88	FBD 168	BD 168	FD 168	MP 168	ARSP 168
AR9 186/5K	1800x600x500	F18	TCB 65	FBD 186	BD 186	FD 186	MP 186	ARSP 185
AR9 186/6K	1800x600x600	F18	TCB 66	FBD 186	BD 186	FD 186	MP 186	ARSP 186
AR9 186/8K	1800x600x800	F18	TCB 68	FBD 186	BD 186	FD 186	MP 186	ARSP 188
AR9 188/4K	1800x800x400	F18	TCB 84	FBD 188	BD 188	FD 188	MP 188	ARSP 184
AR9 188/5K	1800x800x500	F18	TCB 85	FBD 188	BD 188	FD 188	MP 188	ARSP 185
AR9 188/6K	1800x800x600	F18	TCB 86	FBD 188	BD 188	FD 188	MP 188	ARSP 186
AR9 1810/4K	1800x1000x400	F18	TCB 104	FBD 1810	BD 1810	FD 1810	MP 1810	ARSP 184
AR9 1810/5K	1800x1000x500	F18	TCB 105	FBD 1810	BD 1810	FD 1810	MP 1810	ARSP 185
AR9 1810/6K	1800x1000x600	F18	TCB 106	FBD 1810	BD 1810	FD 1810	MP 1810	ARSP 186
AR9 203/5K	2000x300x500	F20	TCB 35	FBD 203	BD 203	FD 203	MP 203	ARSP 205
AR9 203/6K	2000x300x600	F20	TCB 36	FBD 203	BD 203	FD 203	MP 203	ARSP 206
AR9 203/8K	2000x300x800	F20	TCB 38	FBD 203	BD 203	FD 203	MP 203	ARSP 208
AR9 204/5K	2000x400x500	F20	TCB 45	FBD 204	BD 204	FD 204	MP 204	ARSP 205
AR9 204/6K	2000x400x600	F20	TCB 46	FBD 204	BD 204	FD 204	MP 204	ARSP 206
AR9 206/4K	2000x600x400	F20	TCB 64	FBD 206	BD 206	FD 206	MP 206	ARSP 204
AR9 206/5K	2000x600x500	F20	TCB 65	FBD 206	BD 206	FD 206	MP 206	ARSP 205
AR9 206/6K	2000x600x600	F20	TCB 66	FBD 206	BD 206	FD 206	MP 206	ARSP 206
AR9 206/8K	2000x600x800	F20	TCB 68	FBD 206	BD 206	FD 206	MP 206	ARSP 208
AR9 208/4K	2000x800x400	F20	TCB 84	FBD 208	BD 208	FD 208	MP 208	ARSP 204
AR9 208/5K	2000x800x500	F20	TCB 85	FBD 208	BD 208	FD 208	MP 208	ARSP 205
AR9 208/6K	2000x800x600	F20	TCB 86	FBD 208	BD 208	FD 208	MP 208	ARSP 206
AR9 208/8K	2000x800x800	F20	TCB 88	FBD 208	BD 208	FD 208	MP 208	ARSP 208
AR9 2010/4K	2000x1000x400	F20	TCB 104	FBD 2010	BD 2010	FD 2010	MP 2010	ARSP 204
AR9 2010/5K	2000x1000x500	F20	TCB 105	FBD 2010	BD 2010	FD 2010	MP 2010	ARSP 205
AR9 2010/6K	2000x1000x600	F20	TCB 106	FBD 2010	BD 2010	FD 2010	MP 2010	ARSP 206
AR9 2010/8K	2000x1000x800	F20	TCB 108	FBD 2010	BD 2010	FD 2010	MP 2010	ARSP 208
AR9 226/6K	2200x600x600	F22	TCB 66	FBD 226	BD 226	FD 226	MP 226	ARSP 226
AR9 226/8K	2200x600x800	F22	TCB 68	FBD 226	BD 226	FD 226	MP 226	ARSP 228
AR9 228/6K	2200x800x600	F22	TCB 86	FBD 228	BD 228	FD 228	MP 228	ARSP 226
AR9 228/8K	2200x800x800	F22	TCB 88	FBD 228	BD 228	FD 228	MP 228	ARSP 228
AR9 2210/6K	2200x1000x600	F22	TCB 106	FBD 2210	BD 2210	FD 2210	MP 2210	ARSP 226
AR9 2210/8K	2200x1000x800	F22	TCB 108	FBD 2210	BD 2210	FD 2210	MP 2210	ARSP 228
<b>DOUBLE DOOR(2 DOORS)</b>								
AR9 1810/4K	1800x1000x400	F18/D	TCB 104/D	FBD 1810/D	BD 1810	FD 1810/D	MP 1810	ARSP 184
AR9 1810/5K	1800x1000x500	F18/D	TCB 105/D	FBD 1810/D	BD 1810	FD 1810/D	MP 1810	ARSP 185
AR9 1810/6K	1800x1000x600	F18/D	TCB 106/D	FBD 1810/D	BD 1810	FD 1810/D	MP 1810	ARSP 186
AR9 1812/4K	1800x1200x400	F18/D	TCB 124/D	FBD 1812/D	BD 1812	FD 1812/D	MP 1812	ARSP 184
AR9 1812/5K	1800x1200x500	F18/D	TCB 125/D	FBD 1812/D	BD 1812	FD 1812/D	MP 1812	ARSP 185
AR9 1812/6K	1800x1200x600	F18/D	TCB 126/D	FBD 1812/D	BD 1812	FD 1812/D	MP 1812	ARSP 186
AR9 2010/5K	2000x1000x500	F20/D	TCB 105/D	FBD 2010/D	BD 2010	FD 2010/D	MP 2010	ARSP 205
AR9 2010/6K	2000x1000x600	F20/D	TCB 106/D	FBD 2010/D	BD 2010	FD 2010/D	MP 2010	ARSP 206
AR9 2010/8K	2000x1000x800	F20/D	TCB 108/D	FBD 2010/D	BD 2010	FD 2010/D	MP 2010	ARSP 208
AR9 2012/4K	2000x1200x400	F20/D	TCB 124/D	FBD 2010/D	BD 2010	FD 2010/D	MP 2010	ARSP 204
AR9 2012/5K	2000x1200x500	F20/D	TCB 125/D	FBD 2012/D	BD 2012	FD 2012/D	MP 2012	ARSP 205
AR9 2012/6K	2000x1200x600	F20/D	TCB 126/D	FBD 2012/D	BD 2012	FD 2012/D	MP 2012	ARSP 206
AR9 2012/8K	2000x1200x800	F20/D	TCB 128/D	FBD 2012/D	BD 2012	FD 2012/D	MP 2012	ARSP 208
AR9 2210/6K	2200x1000x600	F22/D	TCB 106/D	FBD 2210/D	BD 2210	FD 2210/D	MP 2210	ARSP 226
AR9 2210/8K	2200x1000x800	F22/D	TCB 108/D	FBD 2210/D	BD 2210	FD 2210/D	MP 2210	ARSP 228
AR9 2212/6K	2200x1200x600	F22/D	TCB 126/D	FBD 2212/D	BD 2212	FD 2212/D	MP 2212	ARSP 226
AR9 2212/8K	2200x1200x800	F22/D	TCB 128/D	FBD 2212/D	BD 2212	FD 2212/D	MP 2212	ARSP 228