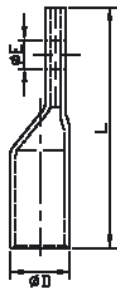
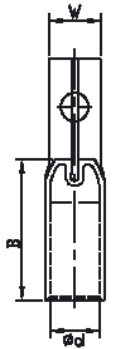


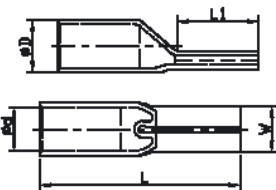
TPE COPPER TUBE TERMINALS TPE 铜管端子



- Material
- Terminal Body: Copper
- Plating: Tin

PART NO	ITEM NO	DIMENSIONS					
		φE	φD	φd	W	B	L
LY0009-0001	TPE-50/8	8.5	12.6	9.8	15.0	32.0	50.0
LY0009-0002	TPE-50/10	10.5	12.6	9.8	15.0	32.0	50.0
LY0009-0003	TPE-70/8	8.5	14.7	11.5	15.0	35.0	55.0
LY0009-0004	TPE-70/10	10.5	14.7	11.5	15.0	35.0	55.0
LY0009-0005	TPE-95/8	8.5	16.9	13.5	15.0	39.0	60.0
LY0009-0006	TPE-95/10	10.5	16.9	13.5	15.0	39.0	60.0
LY0009-0007	TPE-120/8	8.5	19.9	15.6	21.0	44.0	65.0
LY0009-0008	TPE-120/10	10.5	19.9	15.6	21.0	44.0	65.0
LY0009-0009	TPE-150/10	10.5	20.9	16.5	21.0	47.0	72.0
LY0009-0010	TPE-150/12	12.5	20.9	16.5	21.0	47.0	72.0
LY0009-0011	TPE-185/10	10.5	23.7	18.8	26.0	50.0	75.0
LY0009-0012	TPE-185/12	12.5	23.7	18.8	26.0	50.0	75.0
LY0009-0013	TPE-240/10	10.5	26.2	21.2	26.0	60.0	85.0
LY0009-0014	TPE-240/12	12.5	26.2	21.2	26.0	60.0	85.0

CP FLAT COPPER TUBE TERMINALS CP 扁型铜管端子



- Material
- Terminal Body: Copper

PART NO	ITEM NO	DIMENSIONS				
		φD	φd	W	L	L1
LY0009-1001	CP-10	6.8	4.7	5.0	25.0	12.0
LY0009-1002	CP-16	7.8	5.6	6.0	31.0	15.0
LY0009-1003	CP-25	9.4	7.1	7.0	34.0	18.0
LY0009-1004	CP-35	11.3	8.7	9.0	42.0	18.0
LY0009-1005	CP-50	12.6	9.8	10.0	46.0	21.0