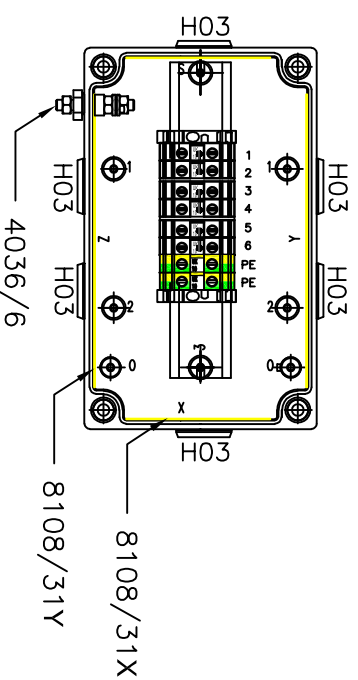
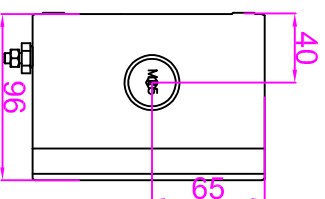
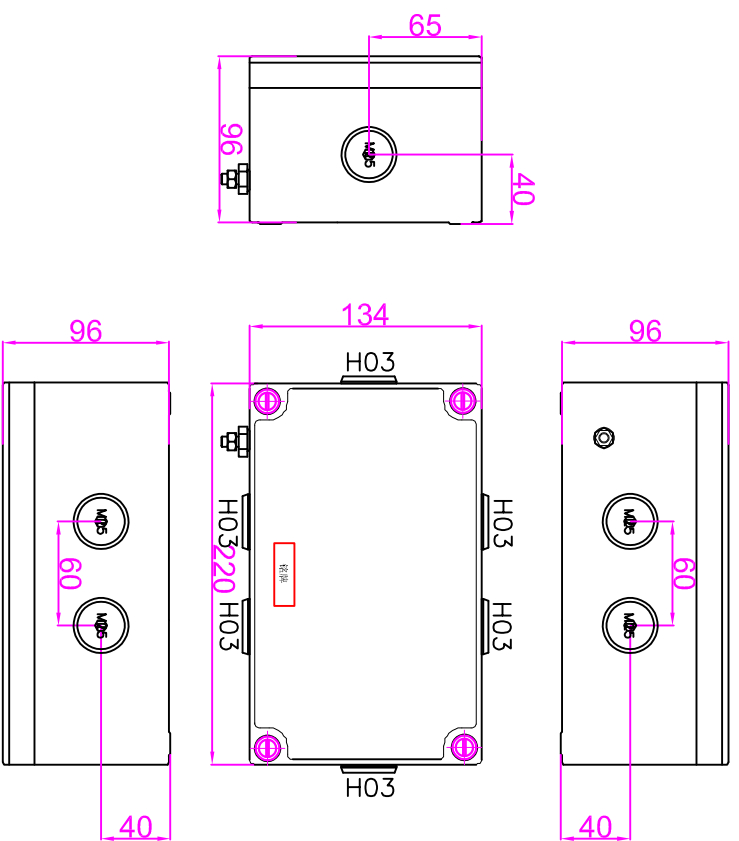



Ex-mark:Ex eb IIIC T6/T4 Gb; Ex tb IIIC T80°C/T130°C Db;
 Intended use:Can be used In zone 1, 2& 21, 22
 Degree of protection:IP66
 Rated voltage:690V Rated current:16A(T6)/32A (T4)
 Ambient temperature use:-40°C ≤Ta≤40°C/55°C
 Material of enclosure:Glass fibre reinforced polyester of static resistance(GRP)
 Terminals: 6X10mm²+2X10mm²PE, number 1. 2. 3. 4. 5. 6. PE, PE, 1&2 linked, 3&4 linked, 5&6 lined, PE&PE linked
 With stopping plugs: 2*H03 at the top, 2*H03 at the bottom, 1*H03 at left, 1*H03 at right
 With one M6 earth stud
 With 4 brass plate (2*8018/X +2*8018/Y)
 Box size(mm) : 220*134*96mm



CZ0223-H03 M25 X1.5

Customer			Approve sign		
Service			Date		
Designer	GUO	Date	2019.5.09		
Auditi	YE	Recheck		Unit: mm	
			http: www.cz-ex.com e-mail: czwd@cz-ex.com		
Product Name	Full plastic explosion-proof terminal box				
Product Code	CZ1220E/031L-6*UK/10N+2PE-T				
Quantity	10sets				
Page 1 of 1	DWG#	20190509CG00			



CZ0520/□ 全塑防爆接线盒
CZ1220□ 全塑防爆接线箱
CZ1220e/□ 全塑防爆接线箱(电缆终端箱)
CZ1320□ 防爆接线箱
CZ1120□ 防爆接线盒
CZ1120□ 防爆接线箱
CZ1520/□ 隔爆型接线盒

Full plastic explosion-proof terminal boxes
Full plastic explosion-proof terminal boxes
Full plastic explosion-proof terminal boxes (cable end box)
Explosion-proof terminal box
Explosion-proof terminal boxes
Explosion-proof terminal boxes
Flameproof terminal box

CZ1220□
B

描述:

防爆接线箱系列：外壳采用耐冲击的玻璃纤维增强聚酯材料制成，所有的金属部件均耐腐蚀。盖和基座的结合面设计成凹凸形，设有硅橡胶密封结构，确保了 IP66 防护等级。作为在线路中连接各种电器设备及仪器仪表的分线、接线之用。

接线箱现有多种规格：内装 Ex e 接线端子（U 证），将引入导线固定连接，规格有 1.5 ~ 240mm²。

不同型号规格的电缆密封套能满足不同的电缆引入：可选塑料或金属电缆密封套。未使用的电缆入口可用空塞堵头密封，为今后更加对便捷的对设备进行改型与扩展。

- 多个外壳组合在一起
- 各个方向均可进行接线
- 可选用金属电缆密封套
- IECEx 国际认证、ATEX 欧盟认证

Descriptions:

The enclosures of terminal boxes are made of impact-resistant glass fibre reinforced polyester. All the metal elements are anti-corrosive. Concave-convex joints between the covers and bodies are designed to mount an air-foam silicone bar, which secure a degree of protection IP66. Terminal boxes are used for dividing and connecting wires for various electrical apparatus and instruments in the circuits. Terminal boxes have more specifications. Built-in Ex e terminals (U certification) have specifications for 1.5 ~ 240mm² and connect and fix the entry leads.

Different type and specification cable glands apply to different cable entries. The entry may have moulded plastic or metal cable glands. The unused entries must be sealed with the stopping plugs. It will be very convenient for future expansion.

- Combined enclosure.
- Wiring from various directions.
- Metal cable glands may be selected.
- IECEx International Approval, ATEX European union certification.

0 区, 1 区和 2 区
Zone 0, Zone 1 and zone 2
20 区, 21 区和 22 区
Zone 20, Zone 21 and zone 22

描述 Description:

根据用户要求选用不同规格的箱体，塑制或金属制电缆密封套、不同规格的接线端子。

Different specification boxes may be selected as user's requirements, such as moulded plastics or metal cable glands, different specifications terminals.

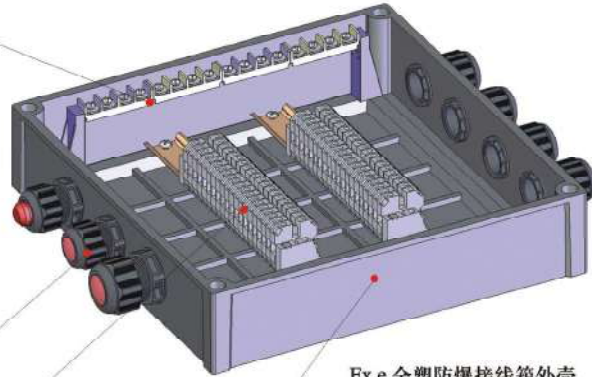
示意图 Diagram:

306 PE 端子排主要技术数据

Main technical data of terminal block

图样 Illustration	型号 Type	端子数量×截面 Quantity or terminal × Cross section
	306 PE/1-04	4 × (2 × 10mm ²)
	306 PE/3-04	4 × (2 × 10mm ²)
	306 PE/5-06	6 × (2 × 10mm ²)
	306 PE/7-08	8 × (2 × 10mm ²)
	306 PE/8-16	16 × (2 × 10mm ²)

塑制电缆密封套
Moulded plastic cable gland



Ex e 全塑防爆接线箱外壳
Ex e enclosure of full plastic explosion-proof terminal boxes

B

UK (Ex e) 接线端子主要技术数据:

Main technical data of terminal (Ex e):

图样 Illustration	规格颜色 Colour specification		电压/额定截面/电流 Rated voltage Corss-section Current
	灰色 Grey	蓝色 Blue	
	MSB2.5	MSB2.5 BU	690V / 2.5mm ² /22A
	MSDB2.5	MSDB2.5 BU	690V / 2.5mm ² /22A
	UK 1.5N	UK 1.5N BU	352V / 1.5mm ² /17A
	UK 3N	UK 3N BU	690V / 2.5mm ² /23A
	UK 5N	UK 5N BU	690V / 4mm ² /30.5A
	UK 6N	UK 6N BU	690V / 6mm ² /41A
	UK 10N	UK 10N BU	690V / 10mm ² /57A
	UK 16N	UK 16N BU	690V / 16mm ² /74A
	UK 35N	UK 35N BU	690V / 35mm ² /118.5A
	UKH 50	UKH 50 BU	690V / 50mm ² /133A
	UKH 95	UKH 95 BU	880V / 95mm ² /216A
	UKH 150	UKH 150 BU	1100V / 150mm ² /256A
UKH 240	UKH 240 BU	1100V / 240mm ² /350A	

UK (Ex e) 接地端子主要技术数据:

Main technical data of PE terminal (Ex e):

图样 Illustration	规格 Specification	额定截面 Rated Corss-section
	MBK3/E-Z	2.5mm ²
	MBK6/E	6mm ²
	MSLKG6	6mm ²
	USLKG1.5N	1.5mm ²
	USLKG3N	2.5mm ²
	USLKG5N	4mm ²
	USLKG6N	6mm ²
	USLKG10N	10mm ²
	USLKG16N	16mm ²
	USLKG35	35mm ²
	USLKG50	50mm ²
	USLKG95	95mm ²

接地/等电位端子、导线最小横截面积选择表:

Selection table for earthing/equipotential terminal and minimum cross section

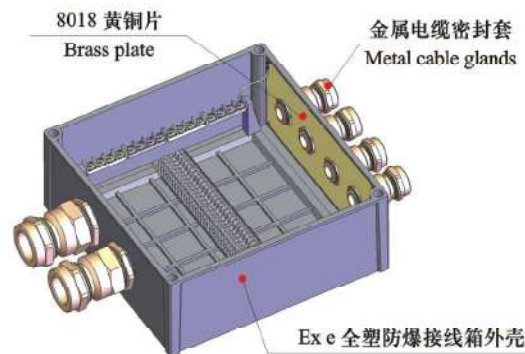
相极横截面积 S Phase pole cross-sectional area S	接地/等电位极横截面积 SP Earthing/cross section of equipotential terminal SP
$S \leq 16 \text{ mm}^2$	S
$16 \text{ mm}^2 < S \leq 35 \text{ mm}^2$	16 mm ²
$S > 35 \text{ mm}^2$	0.S

注: 接地/等电位横截面积的大小与相极横截面积的大小有关。
Notes: earthing/cross section of equipotential terminal is associated with the cross-sectional of phase pole

电缆密封套的技术参数和编码详见 B/50 ~ B/67 页。
See pages of B/50 ~ B/67 for technical specifications and codes of cable gland.

黄铜片配合金属电缆密封套使用

The brass plate shall be equipped and used together with metal cable gland.



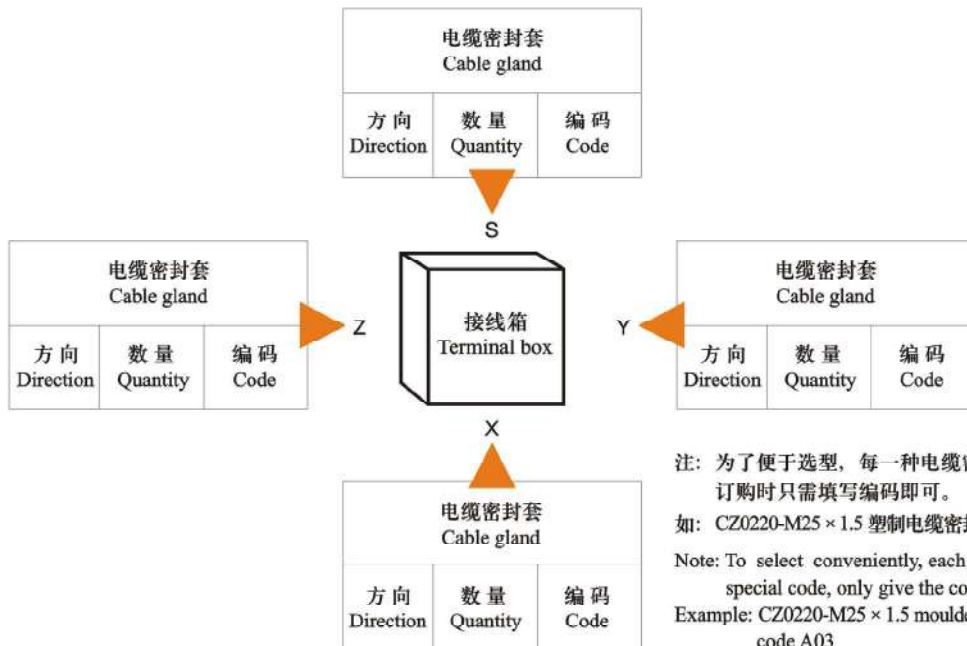
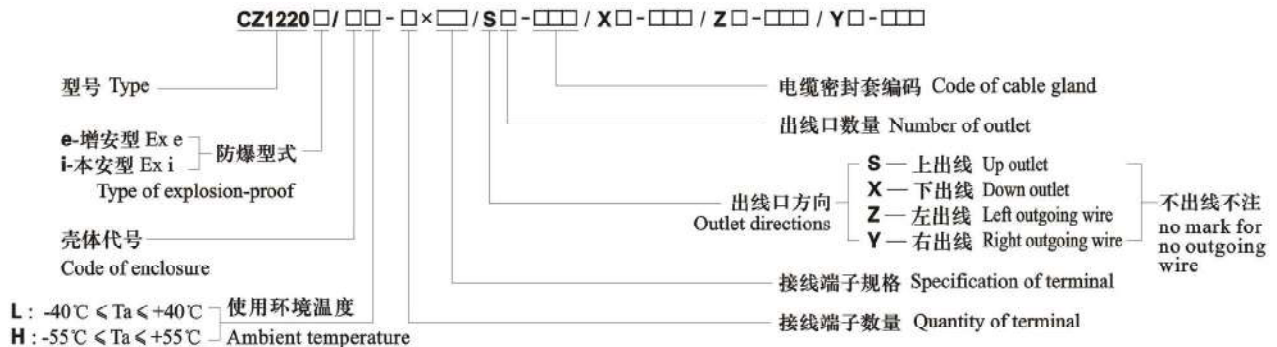
Ex e 全塑防爆接线箱外壳
Ex e enclosure of full plastic explosion-proof terminal boxes

主要数据 Main technical data:

认证 Certification	防爆标志 Ex mark	符合标准 Meet the standard
China: CE 18.5062X	Ex eb IIC T6/T5/T4 Gb Ex ia/ib IIC T6/T5/T4 Ga/Gb Ex tD A21 IP66 T80°C/T95°C/T130°C	GB3836 GB12476
IECEX: IECEX CML 17.0044X	Ex eb IIC T6/T5/T4 Gb Ex ia/ib IIC T6/T5/T4 Ga/Gb Ex tb IIIC T80°C/T95°C/T130°C Gb	IEC60079
ATEX: CML 17ATEX3104X	⊕ II 2G Ex eb IIC T6/T5/T4 Gb Ex ia/ib IIC T6/T5/T4 Ga/Gb ⊕ II 2D Ex tb IIIC T80°C/T95°C/T130°C Gb	EN60079

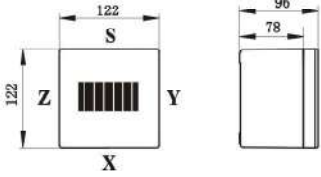
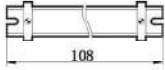
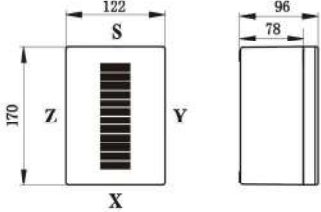
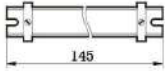
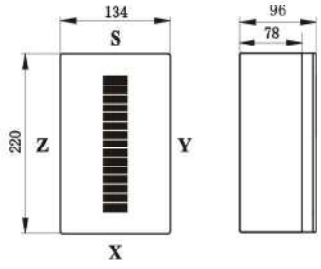
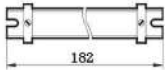
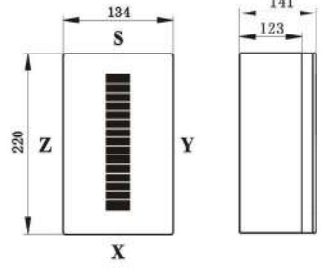
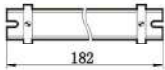
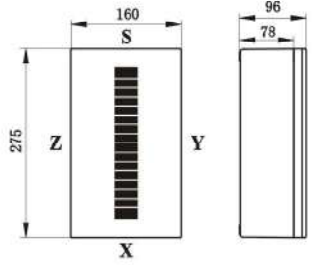
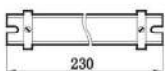
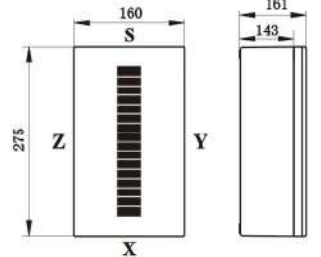
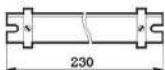
适用范围: 用于 0 区, 1 区和 2 区
 用于 20 区, 21 区和 22 区
防护等级: IP66 / IP65
额定电压: 最大 1000V
额定电流: 最大 630A
使用环境温度: -40°C ≤ Ta ≤ +40°C / +55°C
 -55°C ≤ Ta ≤ +40°C / +55°C
外壳材料: GRP (抗静电玻璃纤维增强树脂 SMC)
符合: CE 2460

Intended use: Can be used in zone 0, zone 1 and zone 2
 Can be used in zone 20, zone 21 and zone 22
Degree of protection: IP66 / IP65
Rated voltage/current: max 1000V
Rated current: max 630A
Ambient temperature: -40°C ≤ Ta ≤ +40°C / +55°C
 -55°C ≤ Ta ≤ +40°C / +55°C
Material of enclosure: GRP (anti-static glass fibre reinforced polyester SMC)
Conformity to: CE 2460

订购规格 Order specifications:
型号含义 Model implication:


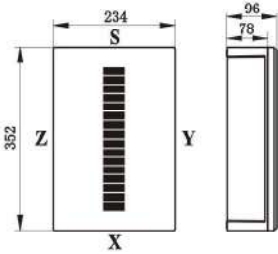
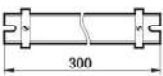
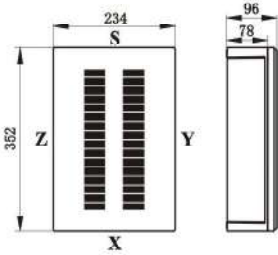
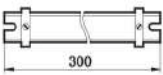
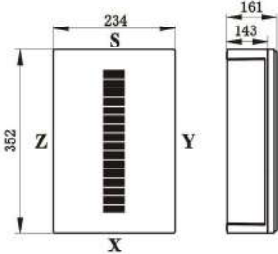
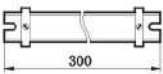
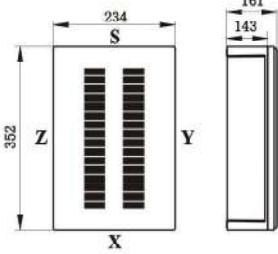
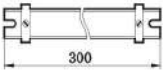
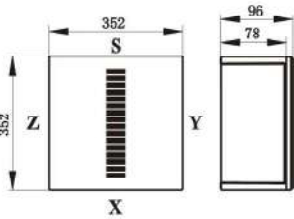
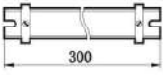
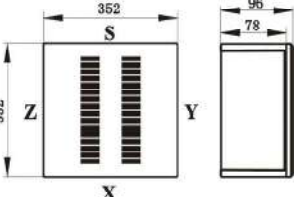
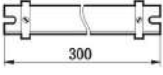
注: 为了便于选型, 每一种电缆密封套都有一组特定的编码, 订购时只需填写编码即可。
 如: CZ0220-M25 × 1.5 塑制电缆密封套 = 编码 A03
Note: To select conveniently, each kind of cable gland has a special code, only give the code when ordering.
 Example: CZ0220-M25 × 1.5 moulded plastics cable gland = code A03

端子选择表 Table of terminals:

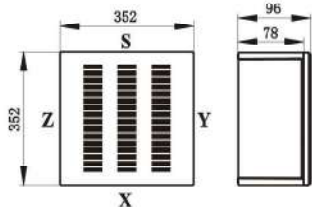
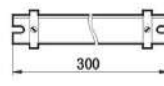
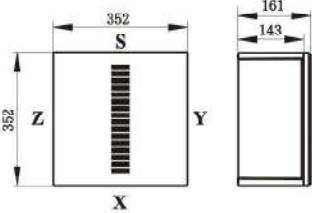
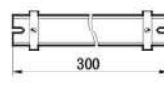
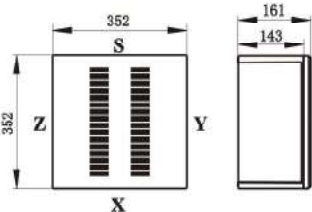
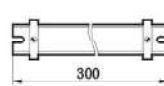
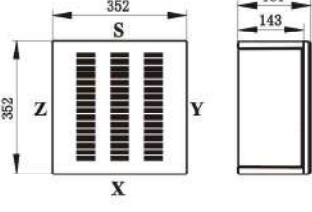

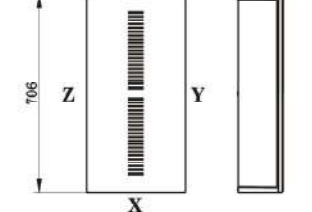
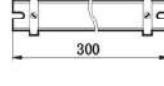
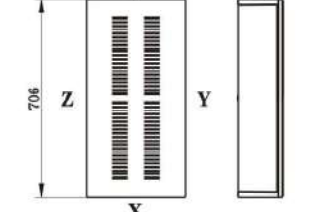
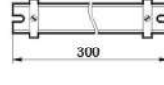
箱体规格 Box specification	导轨 TS35×7.5 Mounting rail	导轨×接线端子(规格及数量) Mounting rail×terminals (Specification and quantities)						订购号 Order No.
		2.5mm ²	4mm ²	6mm ²	10mm ²	16mm ²	35mm ²	
		1×14	1×12	1×10	/	/	/	CZ1220e/001 □ CZ1220i/001 □
		1×22	1×18	1×12	1×10	1×8	/	CZ1220e/011 □ CZ1220i/011 □
		1×26	1×22	1×16	1×12	1×10	1×8	CZ1220e/031 □ CZ1220i/031 □
		1×26	1×22	1×16	1×12	1×10	1×8	CZ1220e/032 □ CZ1220i/032 □
		1×40	1×34	1×25	1×20	1×17	1×13	CZ1220e/051 □ CZ1220i/051 □
		1×40	1×34	1×25	1×20	1×17	1×13	CZ1220e/052 □ CZ1220i/052 □

B

端子选择表 Table of terminals:

箱体规格 Box specification	导轨 TS35×7.5 Mounting rail	导轨×接线端子(规格及数量) Mounting rail×terminals (Specification and quantities)						订购号 Order No.
		2.5mm ²	4mm ²	6mm ²	10mm ²	16mm ²	35mm ²	
		1×50	1×41	1×31	1×25	1×21	1×18	CZ1220e/071□ CZ1220i/071□
		2×50	2×41	/	/	/	/	CZ1220e/071□ CZ1220i/071□
		1×50	1×41	1×31	1×25	1×21	1×18	CZ1220e/072□ CZ1220i/072□
		2×50	2×41	/	/	/	/	CZ1220e/072□ CZ1220i/072□
		1×50	1×41	1×32	1×26	1×22	1×18	CZ1220e/081□ CZ1220i/081□
		2×50	2×41	2×32	2×26	2×22	/	CZ1220e/081□ CZ1220i/081□

端子选择表 Table of terminals:

箱体规格 Box specification	导轨 TS35×7.5 Mounting rail	导轨×接线端子(规格及数量) Mounting rail×terminals (Specification and quantities)						订购号 Order No.
		2.5mm ²	4mm ²	6mm ²	10mm ²	16mm ²	35mm ²	
		3×50	3×41	/	/	/	/	CZ1220e/081 □ CZ1220i/081 □
		1×50	1×41	1×32	1×26	1×22	1×18	CZ1220e/082 □ CZ1220i/082 □
		2×50	2×41	2×32	2×26	2×22	/	CZ1220e/082 □ CZ1220i/082 □
		3×50	3×41	2×32	/	/	/	CZ1220e/082 □ CZ1220i/082 □
		2×50	2×41	2×32	2×26	2×22	2×18	CZ1220e/092 □ CZ1220i/092 □
		4×50	4×41	4×32	4×26	4×22	/	CZ1220e/092 □ CZ1220i/092 □

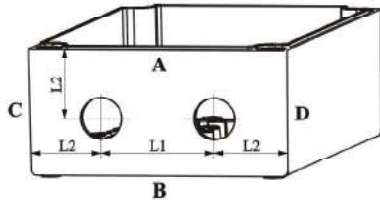
B

端子选择表 Table of terminals:

箱体规格 Box specification	导轨 TS35×7.5 Mounting rail	导轨×接线端子(规格及数量) Mounting rail×terminals (Specification and quantities)						订购号 Order No.
		2.5mm ²	4mm ²	6mm ²	10mm ²	16mm ²	35mm ²	
		6×50	6×41	/	/	/	/	CZ1220e/092□ CZ1220i/092□
<p>L: -40℃ < Ta < +40℃ 使用环境温度 H: -55℃ < Ta < +55℃ Ambient temperature use</p>								

B

电缆引入装置配置表 Configuration of cable entry device:



塑料电缆引入装置开孔最小中心距
Minimum center distance of aperture for full plastic cable gland

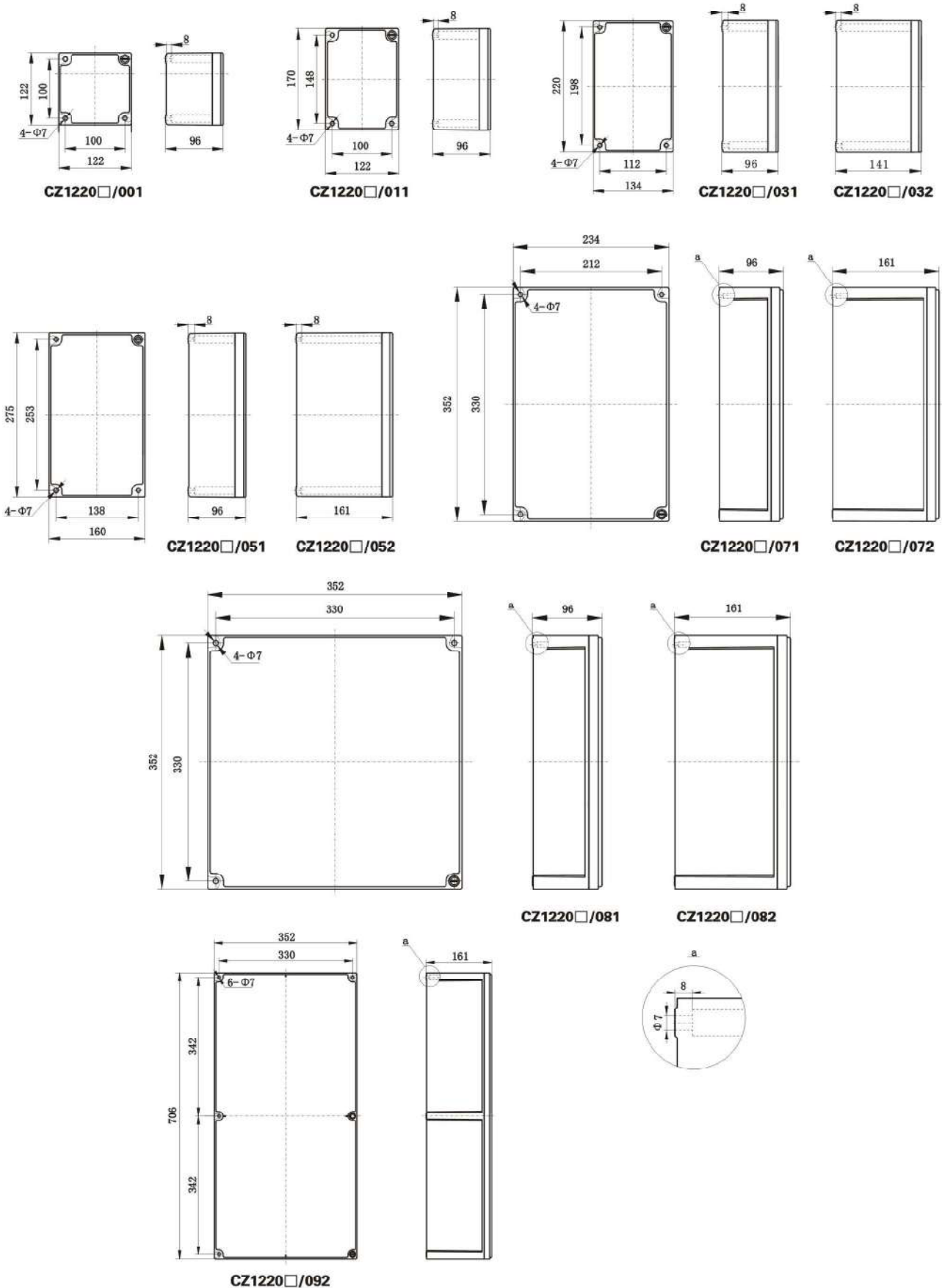
规格 Specification 引入规格 Cable gland specification	规格 Specification						
	M16	M20	M25	M32	M40	M50	M63
M16	24	27	29	33	39	45	51
M20	27	29	32	36	42	48	54
M25	29	32	34	38	44	50	56
M32	33	36	38	42	48	54	60
M40	39	42	44	48	53	60	66
M50	45	48	50	54	60	63	72
M63	51	54	54	60	66	72	77

塑料电缆引入装置开孔中心与壳体壁各边的最小距离
Minimum distance between aperture center of full plastic cable gland and each enclosure side.

规格 Specification 边代码 Side code	规格 Specification						
	M16	M20	M25	M32	M40	M50	M63
A	13	16	18	22	28	34	40
B	18	21	23	27	33	39	45
C	36	37	41	45	51	57	63
D	36	37	41	45	51	57	63

注: CZ1220□/07□、08□、09□ 系列 A 尺寸增加 5mm
 Note: The dimension of series CZ1220□/07□, 08□, 09□ increased 5mm


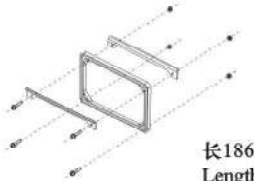
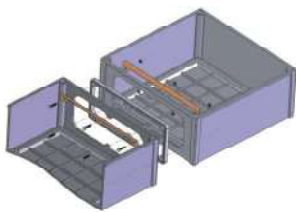
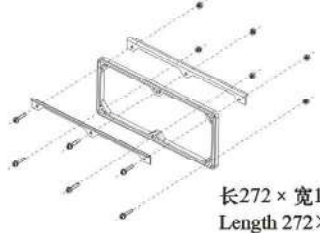
外形尺寸 Outline dimensions:



安装附件：法兰板 Accessories of mounting: removable plate

图样 Illustration	描述 Descriptions	重量 (kg) Weight	订购号 Order No.
	长278 × 宽121mm 塑制法兰板 Plastic removable plate: 278 × 121mm (L × W)	0.600	CZ8000-8036/1
	长278 × 宽121mm 不锈钢法兰板(304) SS304 removable plate: 278 × 121mm (L × W)	0.967	CZ8000-8036/3-40
	长186 × 宽121mm 不锈钢法兰板(304) SS304 removable plate: 186 × 121mm (L × W)	0.600	CZ8000-8036/4-40

B
安装附件：连接板 Accessories of mounting: Connecting board

图样 Illustration	描述 Descriptions	重量 (kg) Weight	订购号 Order No.
 长67 × 宽50mm Length 67 × width 50mm		0.020	CZ8000-8004
 长186 × 宽121mm Length 186 × width 121mm		0.160	CZ8000-8005
 长272 × 宽121mm Length 272 × width 121mm		0.240	CZ8000-8006

安装附件：接地螺丝 Accessories of mounting: earthing bolt

图样 Illustration	描述 Descriptions	件/包 Pcs/ package	重量 (kg) Weight	订购号 Order No.
	接地螺丝 M6 × 38mm Earthing bolt M6 × 38mm	10	0.024	CZ8000-4036/6
	接地螺丝 M10 × 55mm Earthing bolt M10 × 55mm	10	0.102	CZ8000-4036/10

安装附件：8018 黄铜片 Accessories of mounting: 8018 brass plate

图样 Illustration	L1	L2	厚度 Thickness	适用箱体/方向 Suitable for box/direction	件/包 Pcs/ package	重量 (kg) Weight	订购号 Order No.
	71	55	0.5	001 X S Y Z	10	0.016	8018/11X
	119	55	0.5	011 Y Z	10	0.025	8018/11Y
	71	55	0.5		X S	10	0.016
	169	55	0.5	031 Y Z	10	0.038	8018/31Y
	83	68	0.5		X S	10	0.023
	169	100	0.5	032 Y Z	10	0.066	8018/32Y
	83	113	0.5		X S	10	0.039
	223	68	0.5	051 Y Z	10	0.059	8018/51Y
	108	68	0.5		X S	10	0.029
	223	133	0.5	052 Y Z	10	0.124	8018/52Y
	108	133	0.5		X S	10	0.059
	299	62	0.5	071 081 Y Z	10	0.075	8018/81Y
	181	62	0.5	071 X S	10	0.037	8018/71X
	299	127	0.5	072 Y Z	10	0.160	8018/82Y
				082 092 X S Y Z			
181	127	0.5	072 X S	10	0.094	8018/72X	

注：根据要求可订制3~8mm铜片，铜片可加工螺纹。
 Note: 3~8mm brass plate is available on request and can be threaded.

B
安装附件：8017 外部固定脚 Accessories of mounting: 8017 external fixing feet

图样 Illustration	描述 Descriptions	件/包 Pcs/ package	重量 (kg) Weight	订购号 Order No.
		4	0.051	8017-4
		6	0.102	8017-6

安装附件：铰链 Accessories of mounting: Hinges

图样 Illustration	描述 Descriptions	件/包 Pcs/ package	重量 (kg) Weight	订购号 Order No.
	包 / (2 只铰链和 1 只挂锁套) Package / (hinges 2pcs and padlock 1pcs)	2	0.150	CZ8000-8046/01

CZ1220e/□


B
描述:

防爆电缆终端箱系列：外壳采用耐冲击的玻璃纤维增强聚酯材料制成，所有的金属部件均耐腐蚀。盖和基座的结合面设计成凹凸形，设有硅橡胶密封结构，确保了 IP66 防护等级。

内装三相五线端子排（U证），额定电流分 250A、400A、630A 三种，专制压线端子夹紧范围为 35 ~ 300mm²，还可选用大电流接线端子 50 ~ 240mm²，根据要求选用不同的电缆密封套。

- 多个外壳组合在一起
- 各个方向均可进行接线
- 可选用金属电缆密封套
- IECEx 国际认证、ATEX 欧盟认证

Descriptions:

Full plastic explosion-proof cable end box: the enclosure is made of glass fibre reinforced polyester. All the metal parts are all resistant to corrosion. The joints between the cover and the base are designed concave-convex form. Sealing construction of silicone rubber ensure the degree of protection of IP66.

It houses terminal block of three-phase and five-line (U certification). The rated currents are classified as 250A, 400A and 630A. Clamping range of the special binding post is 35 ~ 300mm², 50~240mm². Terminals for high current are also available. Cable glands are selected according to requirements.

- Combined enclosure.
- Wiring from various directions.
- Metal cable glands may be selected.
- IECEx International Approval, ATEX European union certification.

1 区和 2 区 Zone 1 and zone 2
21 区和 22 区 Zone 21 and zone 22

主要数据 Main technical data:

认证 Certification	防爆标志 Ex mark	符合标准 Meet the standard
China: CE 18.5062X	Ex eb IIC T6/T5/T4 Gb Ex tD A21 IP66 T80°C/T95°C/T130°C	GB3836 GB12476
IECEx: IECEx CML 17.0044X	Ex eb IIC T6/T5/T4 Gb Ex tb III C T80°C/T95°C/T130°C Gb	IEC60079
ATEX: CML 17ATEX3104X	Ex eb IIC T6/T5/T4 Gb Ex tb III C T80°C/T95°C/T130°C Gb	EN60079

适用范围: 用于 1 区和 2 区, 用于 21 区和 22 区
使用环境温度: $-40^{\circ}\text{C} \leq \text{Ta} \leq +40^{\circ}\text{C}/+55^{\circ}\text{C}$
 $-55^{\circ}\text{C} \leq \text{Ta} \leq +40^{\circ}\text{C}/+55^{\circ}\text{C}$

防护等级: IP66 / IP65
额定电流: 铜排: 250A (5 × 20mm)
400A (10 × 20mm)
630A (15 × 20mm)

压线端子夹紧范围: 35 ~ 70mm²
35 ~ 240mm², 35 ~ 300mm²

大电流接线端子: 50 ~ 240mm²
外壳材料: GRP (抗静电玻璃纤维强化聚脂 SMC)

Intended use: Can be used in zone 1 & 2, can be used in zone 21 & 22
Ambient temperature: $-40^{\circ}\text{C} \leq \text{Ta} \leq +40^{\circ}\text{C}/+55^{\circ}\text{C}$
 $-55^{\circ}\text{C} \leq \text{Ta} \leq +40^{\circ}\text{C}/+55^{\circ}\text{C}$

Degree of protection: IP66 / IP65
Rated current: Copper bar: 250A (5 × 20mm)
400A (10 × 20mm)
630A (15 × 20mm)

Clamping range of line pressing terminals: 35 ~ 70mm²,
35 ~ 240mm², 35 ~ 300mm²

High current terminal: 50 ~ 240mm²
Material of enclosure: GRP (anti-static glass fibre reinforced polyester SMC)

订购规格 Order specifications:

图样 Illustration	方案 Method	接线柱数量 Quantity of binding post	订购号 Order No.
		10	CZ1220e/092□-□A 2□
		20	CZ1220e/092□-□A 4□

L: $-40^{\circ}\text{C} \leq \text{Ta} \leq +40^{\circ}\text{C}$ 使用环境温度
 H: $-55^{\circ}\text{C} \leq \text{Ta} \leq +55^{\circ}\text{C}$ Ambient temperature
 额定电流 Rated current
 电缆入口数量 Quantity of cable entries
 电缆密封套编码 Code of cable glands

外形尺寸 Outline dimensions:

