


Basorfil
BF2R-EZ1000

La **solución** +
EFICIENTE
para ambientes
con alta **humedad**

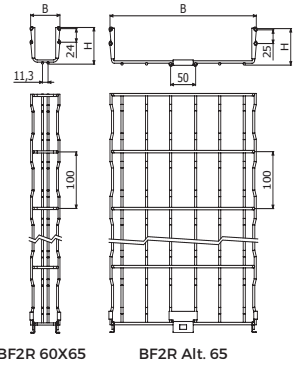


BE Basor
CABLE TRAY SPECIALIST

BANDEJA BF2R / Alto 65



3m (10ft)	↓ ↑		↔		📄	
	mm	inch	mm	inch	EZ1000	KG/M
BF2R 60X65	65	2"	60	2 3/8"	2/17354	0.54
BF2R 100X65	65	2"	100	4"	2/17355	0.79
BF2R 150X65	65	2"	150	6"	2/17356	1.45
BF2R 200X65	65	2"	200	8"	2/17357	2.34
BF2R 300X65	65	2"	300	12"	2/17358	0.54
BF2R 400X65	65	2"	400	16"	2/17359	0.79
BF2R 450X65	65	2"	450	18"	2/17360	1.45
BF2R 500X65	65	2"	500	20"	2/17361	2.34
BF2R 600X65	65	2"	600	24"	2/17362	0.54

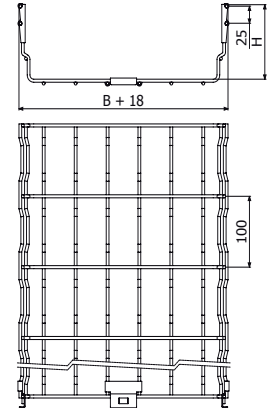


BF2R 60X65 BF2R Alt. 65

BANDEJA BF2R / Alto 105



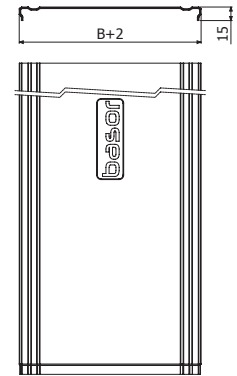
3m (10ft)	↓ ↑		↔		📄	
	mm	inch	mm	inch	EZ1000	KG/M
BF2R 100X105	105	4"	100	4"	2/17363	1.06
BF2R 150X105	105	4"	150	6"	2/17364	1,23
BF2R 200X105	105	4"	200	8"	2/17365	1,59
BF2R 300X105	105	4"	300	12"	2/17366	1,93
BF2R 400X105	105	4"	400	16"	2/17367	2,71
BF2R 450X105	105	4"	450	18"	2/17368	2,92
BF2R 500X105	105	4"	500	20"	2/17369	3,12
BF2R 600X105	105	4"	600	24"	2/17370	3,53



TAPA / Alto 65



3m / 2m	↔		📄	
	mm	inch	GALVANIZADO EN CALIENTE	KG/M
TERE 100	100	4"	2/1321	0,82
TERE 150	150	6"	2/1322	1,05
TERE 200	200	8"	2/1323	1,25
TERE 300	300	12"	2/1325	1,83
TERE 400 2M	400	16"	2/1326	2,75
TERE 500 2M	500	20"	2/1327	3,85
TERE 600 2M	600	24"	2/1328	4,58



TAPA / Alto 105



3m (10ft)	↔		📄	
	mm	inch	GALVANIZADO EN CALIENTE	KG/M
TEBFR 100	100	4"	2/9886	0,83
TEBFR 150	150	6"	2/9887	1,12
TEBFR 200	200	8"	2/9888	1,41
TEBFR 300	300	12"	2/9889	1,99
TEBFR 400 2M	400	16"	2/9890	2,56
TEBFR 500 2M	500	20"	2/9891	3,59
TEBFR 600 2M	600	24"	2/9892	4,25

